

**FLEXFORM**

**FLEXFORM | MADE IN ITALY**

**LETTI**  
**DIVANI LETTO**  
**BEDS**  
**SOFA BEDS**

**THE COLLECTION**  
**SLEEPING**

# Indice prodotti

## Product list

### Letti Beds

4

ADDA



6

CESTONE



14

EDEN



20

EDEN PLUS



20

ESTE



26

FEEL GOOD | TEN



32

GRANDEMARE



38

GROUNDPIECE



42

GROUNDPIECE SLIM



48

ISABEL



54

---

LIFESTEEL



60

MAGNUM



66

MARGARET



70

NEWBRIDGE



74

---

NEWBRIDGE SOFT



80

OLTRE



86

---

## Divani Letto

Sofas Beds

92

---

EDEN



94

GARY



104

TWINS



108

WINNY



112

---

# Letti

## Beds

ADDA	6
CESTONE	14
EDEN   EDEN PLUS	20
ESTE	26
FEEL GOOD   TEN	32
GRANDEMARE	38
GROUNDPIECE	42
GROUNDPIECE SLIM	48
ISABEL	54
LIFESTEEL	60
MAGNUM	66
MARGARET	70
NEWBRIDGE	74
OLTRE	80
PIANO	86

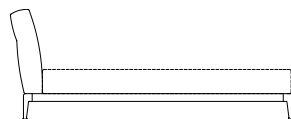




# Adda

Antonio Citterio 2018

6



**BEDS**

L'estetica asciutta e contemporanea che caratterizza il divano Adda – presentato al Salone del Mobile nell'aprile 2017 – si declina ora nell'omonimo letto.

Ai volumi generosi della testata imbottita si contrappone una slanciata base in metallo, rivestita in tessuto o pelle, con eleganti piedi in metallo pressofuso disponibili nelle finiture satinato, cromato, brunito, cromo nero e champagne.

La morbida testata è costituita da due soffici cuscini imbottiti in piuma d'oca, contraddistinti da un profilo che ne sottolinea le forme e da originali cuciture longitudinali che producono un leggero avvallamento che sottolinea il carattere del progetto.

La linea essenziale del letto Adda gli consente di vestire con eguale disinvoltura tutti i tessuti e le pelli della collezione Flexform e di inserirsi armoniosamente in qualsiasi contesto abitativo.

*The modern, essential aesthetic that sets the Adda sofa apart - launched at the Salone del Mobile in April, 2017 - has now been extended to its namesake bed.*

*The generous proportions of the upholstered headboard contrast smartly with the sleek metal base, upholstered in fabric or leather, with refined cast metal feet that come in satin, chromed, burnished, black chrome or champagne finish.*

*The soft headboard is composed of two goose down filled cushions. Elegant piping emphasizes their shape and unique horizontal stitching creates a slight indentation, adding to the distinctive personality of the design.*

*The uncluttered lines of the Adda bed ensure it looks equally fashionable in any of the fabrics or leathers from the Flexform collection and are its passport to fitting seamlessly in any style of home.*







*The modern and essential  
aesthetic that sets the Adda bed  
apart allow it to fit seamlessly  
in any style of home*







ITALY | BRESCIA | PRIVATE VILLA | ADDA BED | FLY SIDE TABLES | HERA ARMCHAIR







**TIPOLOGIE** DIVANI/DIVANI COMPONIBILI/POUF - LETTI **PRODOTTO** LETTO **BASE** IN METALLO RIVESTITA CON MATERIALE PROTETTIVO **PIANALE** IN LEGNO MULTISTRATO CON IMBOTTITURA IN POLIURETANO ESPANSO RIVESTITO IN TESSUTO PROTETTIVO ACCOPPIATO **TESTATA** IN METALLO CON IMBOTTITURA IN POLIURETANO ESPANSO E PIUMA D'OCA STERILIZZATA (CERTIFICATA ASSOPIUMA, ETICHETTA ORO) **PIEDI** IN METALLO NELLE FINITURE SATINATO, CROMATO, CROMO NERO, BRUNITO, CHAMPAGNE. APPOGGIO A TERRA SU PUNTALI IN MATERIALE TERMOPLASTICO **RIVESTIMENTO** SFODERABILE SIA NELLA VERSIONE IN TESSUTO CHE NELLA VERSIONE IN PELLE



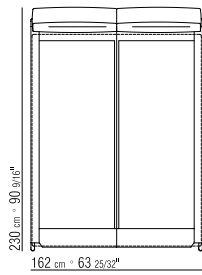
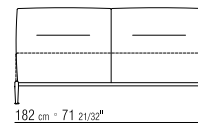
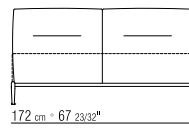
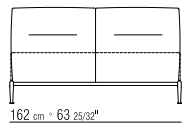
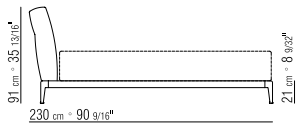
**CATEGORIES** SOFAS/SECTIONAL SOFAS/OTTOMAN - BEDS **PRODUCT** BED **BASE** IN METAL COVERED WITH A PROTECTIVE MATERIAL **PLATFORM** IN PLYWOOD WITH POLYURETHANE FOAM PADDING, COVERED WITH A PROTECTIVE LAMINATED FABRIC **HEADBOARD** IN METAL WITH PADDING IN POLYURETHANE FOAM AND STERILIZED GOOSE DOWN (ASSOPIUMA CERTIFIED, GOLD LABEL) **FEET** IN METAL WITH SATIN, CHROME, BLACK CHROME, BURNISHED OR CHAMPAGNE FINISH. RESTS ON PADS MADE OF THERMOPLASTIC MATERIAL **UPHOLSTERY** IS REMOVABLE IN BOTH THE FABRIC AND LEATHER VERSIONS



236M1

236M2

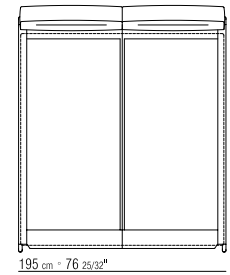
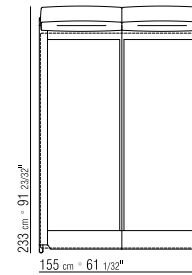

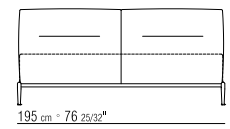
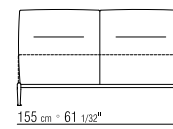
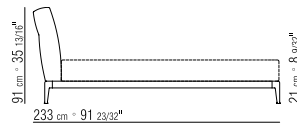
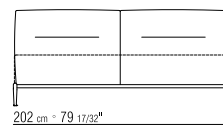
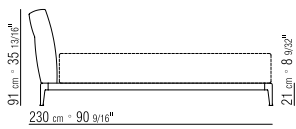
236M3



236M5

236M6

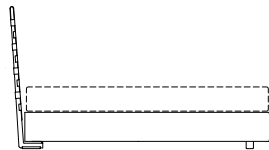
236M8



# Cestone

Antonio Citterio 2012

14



**BEDS**

Le valenze estetico-progettuali che caratterizzano il divano Cestone si estendono anche all'omonimo letto.

La testata è costituita da un telaio in metallo rivestito in cuoio intrecciato. L'effetto "damier" che ne deriva ha un forte impatto visivo e crea un gradevole contrasto con il morbido giroletto imbottito, che può essere rivestito in tutti i tessuti e le pelli dell'ampia collezione Flexform.

Il letto Cestone è proposto in diverse misure ed è disponibile nelle varianti con base costituita dal solo giroletto, base rigida, base con pianale a doghe regolabile in altezza e base con contenitore, utile per riporre cuscini, coperte e biancheria.

*The aesthetic-design values that place the Cestone sofa in a class of its own are also part of the Cestone bed's shared DNA.*

*The headboard is made up of a metal frame clad in woven cowhide. The resulting 'checkerboard' pattern makes a strong visual statement in aesthetically pleasing contrast to the soft upholstered bed frame that can be covered in all the fabrics and leathers from the extensive Flexform collection.*

*Cestone comes in several sizes and is available in versions with base composed of a single perimeter frame, rigid base, platform base with height-adjustable slats and base with storage compartment, handy for storing pillows, blankets and bed linens.*





BELGIUM | PRIVATE VILLA | CESTONE BED | DIDA SIDE TABLES



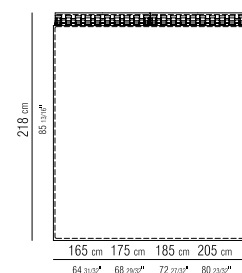

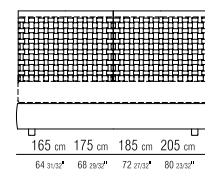
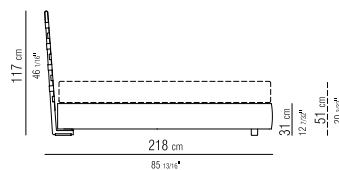
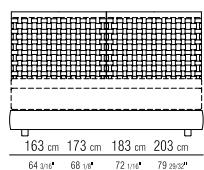
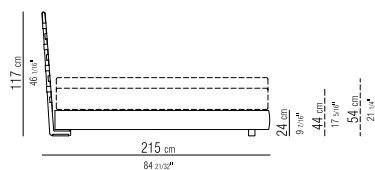


**TIPOLOGIE** DIVANI/ DIVANI componibili/POUF - CHAISERLONGUE/DORMEUSE - TAVOLINI/CONSOLLE - LETTI **PRODOTTO** LETTO **BASE RIGIDA** IN LEGNO MULTISTRATO CON IMBOTTITURA IN POLIURETANO ESPANSO RIVESTITA IN TESSUTO PROTETTIVO ACCOPPIATO **BASE CONTENITORE** APRIBILE CON PIANALE IN METALLO CON DOGHE IN LEGNO **GIROLETTO** IN LEGNO MULTISTRATO CON IMBOTTITURA IN POLIURETANO ESPANSO RIVESTITA IN TESSUTO PROTETTIVO ACCOPPIATO **BASE CON PIANALE** IN METALLO CON DOGHE IN LEGNO, REGOLABILE IN QUATTRO DIVERSE POSIZIONI DI ALTEZZA DELLA RETE: 1° 4,5 CM, 2° 7,3 CM, 3° 9,5 CM, 4° 12,3 CM, VERIFICARE LA MISURA UTILE D'APPOGGIO DELLA RETE ALL'INTERNO DEL LETTO COME DA DISEGNO **GIROLETTO** IN LEGNO MULTISTRATO CON IMBOTTITURA IN POLIURETANO ESPANSO RIVESTITA IN TESSUTO PROTETTIVO ACCOPPIATO **TESTATA** IN METALLO NELLE FINITURE SATINATO, CROMATO, CROMO NERO, BRUNITO, CHAMPAGNE E PANNELLI IN CUIO INTRECCIATO SU DISEGNO NEI COLORI BIANCO 5007, GRIGIO 5003, TESTA DI MORO 5004, TESTA DI MORO SCURO 5013, NERO 5005, OLIVA 5006, ROSSO BULGARO 5008, SABBIA 5001, TABACCO 5015, SCAMOSCIATO MORO 6004, SCAMOSCIATO NERO 6005, SCAMOSCIATO OLIVA 6003, SCAMOSCIATO SABBIA 6001. APPOGGIO A TERRA SU PUNTALI IN MATERIALE TERMOPLASTICO **PIEDI** IN MATERIALE PLASTICO DI COLORE NERO **RIVESTIMENTO** SFODERABILE SIA NELLA VERSIONE IN TESSUTO CHE NELLA VERSIONE IN PELLE

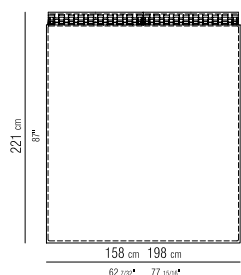
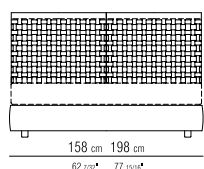
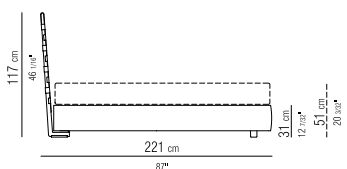
**CATEGORIES** SOFAS/SECTIONAL SOFAS/OTTOMAN - CHAISERLONGUES/DORMEUSE - SMALL TABLES/CONSOLE - BEDS **PRODUCT** BED **RIGID BASE** IN PLYWOOD WITH POLYURETHANE FOAM PADDING, COVERED WITH A PROTECTIVE LAMINATED FABRIC **BASE WITH STORAGE** THAT OPENS, METAL PLATFORM WITH WOOD SLATS **BEDFRAME** IN PLYWOOD WITH POLYURETHANE FOAM PADDING, COVERED WITH A PROTECTIVE LAMINATED FABRIC **BASE WITH METAL PLATFORM** WITH WOOD SLATS, ADJUSTABLE TO FOUR HEIGHT POSITIONS: 1ST 4.5 CM, 2ND 7.3 CM, 3RD 9.5 CM, 4TH 12.3 CM; DOUBLE-CHECK THERE IS SUFFICIENT SPACE TO SUPPORT THE PLATFORM INSIDE THE BED, AS SHOWN IN THE FIGURE **BEDFRAME** IN PLYWOOD WITH POLYURETHANE FOAM PADDING, COVERED WITH A PROTECTIVE LAMINATED FABRIC **HEADBOARD** IN METAL WITH SATIN, CHROME, BLACK CHROME, BURNISHED OR CHAMPAGNE FINISH, AND PANELS CLAD IN WOVEN COWHIDE, AS DESIGNED, IN THE FOLLOWING COLORS: WHITE 5007, GREY 5003, DARK BROWN 5004, EXTRA DARK BROWN 5013, BLACK 5005, OLIVE 5006, BULGARIAN RED 5008, SAND 5001, TOBACCO 5015; OR, IN SUEDE: DARK BROWN 6004, BLACK 6005, OLIVE 6003 OR SAND 6001. RESTS ON PADS MADE OF THERMOPLASTIC MATERIAL **FEET** IN BLACK PLASTIC **UPHOLSTERY** IS REMOVABLE IN BOTH THE FABRIC AND LEATHER VERSIONS

14LL1 / 14LL2 / 14LL3 / 14LL5

14LM1 / 14LM2 / 14LM3 / 14LM5  
 14LN1 / 14LN2 / 14LN3 / 14LN5  
 14LS1 / 14LS2 / 14LS3 / 14LS5



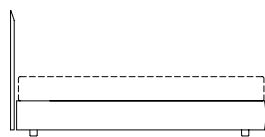
14LM6 / 14LM8  
 14LN6 / 14LN8  
 14LS6 / 14LS8





# Eden | Eden Plus

Antonio Citterio 2012



**BEDS**

Eden è un elegante letto caratterizzato da linee essenziali e da una confezione sofisticata, esaltata dall'utilizzo di un materiale prezioso ed affascinante come il cuoio, capace come nessun altro di trasmettere a qualsiasi oggetto un valore intrinseco tangibile, al di là del tempo e delle mode effimere.

La testata è in legno sagomato ed è rivestita in cuoio in una vasta gamma di colori; nel modello Eden Plus la testata in cuoio è più ampia ed è contraddistinta da pannelli laterali orientabili, che accentuano il carattere di raffinata intimità del letto Eden.

Il rivestimento del giroletto imbottito può essere realizzato sia in tessuto che in pelle ed è sfoderabile.

Il letto Eden è proposto in diverse misure ed è disponibile nelle varianti con base costituita dal solo giroletto, base rigida, base con pianale a doghe regolabile in altezza e base con contenitore, utile per riporre cuscini, coperte e biancheria.

*Eden is a bed whose elegance is evident in its clean lines and masterful craftsmanship, enhanced by the use of a handsomely luxurious material like cowhide, a material singularly able to imbue any object with tangible added value, impervious to the effects of time and fleeting fashions.*

*The headboard is in contoured wood covered in cowhide and available in a vast range of colors. In the Eden Plus model, the cowhide-upholstered headboard is larger and features adjustable side panels that heighten the bed's feel of sophisticated intimacy.*

*The perimeter frame can be upholstered in fabric or leather and the upholstery is removable.*

*The Eden bed comes in several sizes and is available in versions with base composed of a single perimeter frame, rigid base, platform base with height-adjustable slats and base with storage compartment, handy for storing pillows, blankets and bed linens.*







**TIPOLOGIE** CHAISERLONGUE/DORMEUSE - DIVANI LETTO - LETTI **PRODOTTO** LETTO **BASE RIGIDA** IN LEGNO MULTISTRATO CON IMBOTTITURA IN POLIURETANO ESPANSO RIVESTITA IN TESSUTO PROTETTIVO ACCOPPIATO **BASE CONTENITORE** APRIBILE CON PIANALE IN METALLO CON DOGHE IN LEGNO **GIROLETTO** IN LEGNO MULTISTRATO CON IMBOTTITURA IN POLIURETANO ESPANSO RIVESTITA IN TESSUTO PROTETTIVO ACCOPPIATO **BASE CON PIANALE** IN METALLO CON DOGHE IN LEGNO REGOLABILE IN QUATTRO DIVERSE POSIZIONI DI ALTEZZA DELLA RETE: 1° 4,5 CM, 2° 7,3 CM, 3° 9,5 CM, 4° 12,3 CM, VERIFICARE LA MISURA UTILE D'APPOGGIO DELLA RETE ALL'INTERNO DEL LETTO COME DA DISEGNO **GIROLETTO** IN LEGNO MULTISTRATO CON IMBOTTITURA IN POLIURETANO ESPANSO RIVESTITA IN TESSUTO PROTETTIVO ACCOPPIATO **TESTATA** IN LEGNO MULTISTRATO RIVESTITO IN CUIO IN I COLORI BIANCO 5007, GRIGIO 5003, TESTA DI MORO 5004, TESTA DI MORO SCURO 5013, NERO 5005, OLIVA 5006, ROSSO BULGARICO 5008, SABBIA 5001, TABACCO 5015. NELLA VERSIONE EDEN PLUS LA TESTATA È DOTATA DI PANNELLI LATERALI ORIENTABILI ANCH'ESSI RIVESTITI IN CUIO **PIEDI** IN MATERIALE PLASTICO DI COLORE NERO LA VERSIONE EDEN PLUS HA PIEDI IN METALLO NELLE FINITURE SATINATO, CROMATO, CROMO NERO, BRUNITO, CHAMPAGNE **RIVESTIMENTO** SFODERABILE SIA NELLA VERSIONE IN TESSUTO CHE NELLA VERSIONE IN PELLE

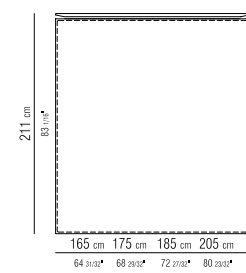
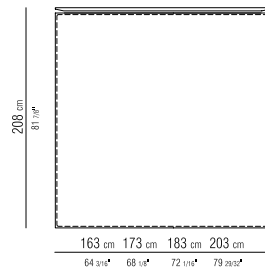
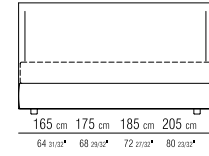
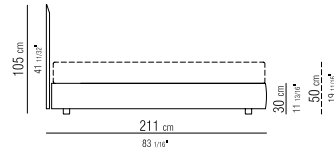
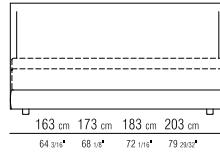
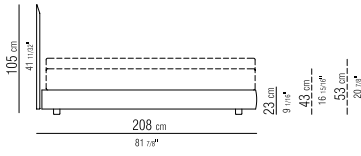
**CATEGORIES** CHAISE LONGUE/DORMEUSE - SOFA BEDS - BEDS **PRODUCT** BED **RIGID BASE** IN PLYWOOD WITH POLYURETHANE FOAM PADDING, COVERED WITH A PROTECTIVE LAMINATED FABRIC **BASE WITH STORAGE** THAT OPENS, METAL PLATFORM WITH WOOD SLATS **BEDFRAME** IN PLYWOOD WITH POLYURETHANE FOAM PADDING, COVERED WITH A PROTECTIVE LAMINATED FABRIC **BASE WITH METAL PLATFORM** WITH WOOD SLATS, ADJUSTABLE TO FOUR HEIGHT POSITIONS: 1ST 4.5 CM, 2ND 7.3 CM, 3RD 9.5 CM, 4TH 12.3 CM; DOUBLE-CHECK THERE IS SUFFICIENT SPACE TO SUPPORT THE PLATFORM INSIDE THE BED, AS SHOWN IN THE FIGURE **BEDFRAME** IN PLYWOOD WITH POLYURETHANE FOAM PADDING, COVERED WITH A PROTECTIVE LAMINATED FABRIC **HEADBOARD** IN PLYWOOD CLAD IN COWHIDE IN THE FOLLOWING COLORS: WHITE 5007, GREY 5003, DARK BROWN 5004, EXTRA DARK BROWN 5013, BLACK 5005, OLIVE 5006, BULGARIAN RED 5008, SAND 5001, TOBACCO 5015. IN THE EDEN PLUS VERSION, THE HEADBOARD HAS ADJUSTABLE SIDE PANELS ALSO CLAD IN COWHIDE **FEET** IN BLACK PLASTIC. THE EDEN PLUS VERSION HAS METAL FEET WITH SATIN, CHROME, BLACK CHROME, BURNISHED OR CHAMPAGNE FINISH **UPHOLSTERY** IS REMOVABLE IN BOTH THE FABRIC AND LEATHER VERSIONS

Eden | Eden Plus

Data Sheet

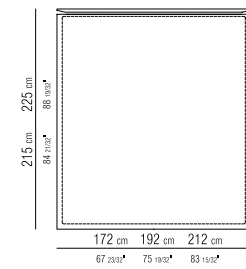
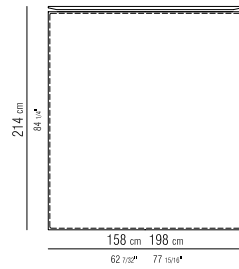
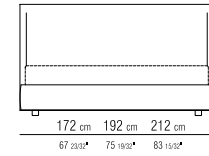
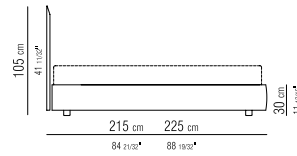
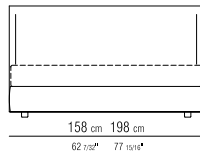
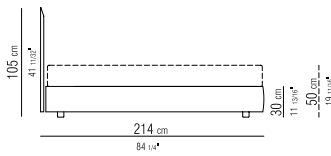
15FL1 / 15FL2 / 15FL3 / 15FL5

15FM1 / 14FM2 / 14FM3 / 14FM5  
15FN1 / 14FN2 / 14FN3 / 14FN5



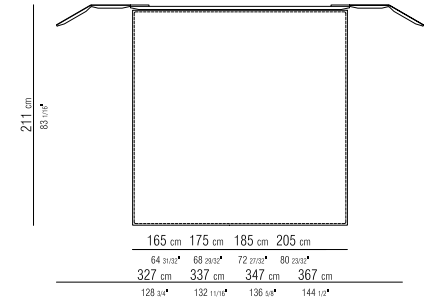
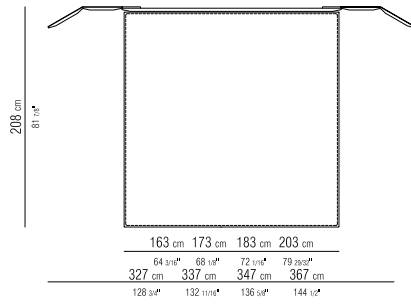
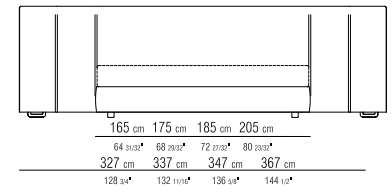
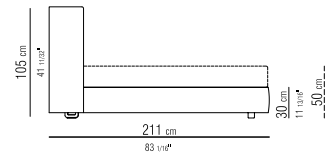
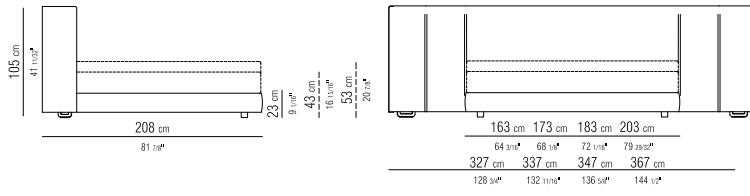
15FM6 / 15FM8  
15FN6 / 15FN8

15FSA / 15FSC / 15FSE  
15FTA / 15FTC / 15FTE



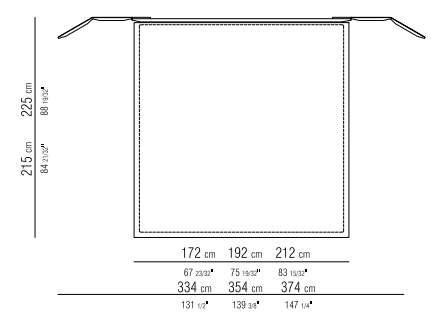
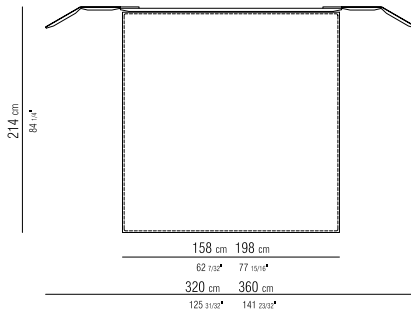
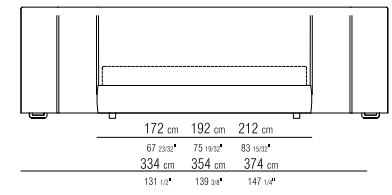
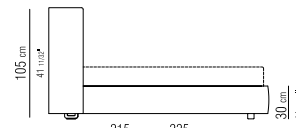
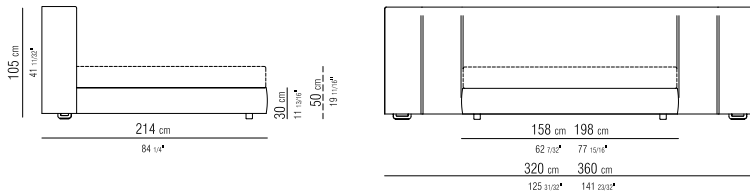
15FP1 / 14LP2 / 14LP3 / 14LP5


15FQ1 / 15FQ2 / 15FQ3 / 15FQ5  
15FR1 / 15FR2 / 15FR3 / 15FR5



15FQ6/ 15FQ8  
15FR6/ 15FR8

15FPA / 15FPC / 15FPE  
15FQA / 15FQC / 15FQE





**BEDS**

Il letto Este si distingue per la sua originale struttura: una sorta di leggero guscio in metallo completamente rivestito in cuoio che, come una corolla, racchiude i morbidi cuscini della testata ed il materasso. Al disegno rigoroso ed essenziale, si accompagna la scelta di un materiale nobile come il cuoio che conferisce fascino ed eleganza al progetto. La sofisticata confezione è ben evidente nella lavorazione degli angoli, delle cuciture e degli spessori del cuoio.

Il letto si mantiene sollevato da terra tramite una raffinata base in metallo pressofuso disponibile nelle finiture satinato, cromato, brunito, cromo nero e champagne.

La grande versatilità del letto Este è amplificata dalla possibilità di realizzare diverse combinazioni tra la base in cuoio, disponibile in nove colori, e la testata imbottita che può essere rivestita in tutti i tessuti e le pelli della collezione.

La famiglia Este vede inoltre l'inserimento di una versatile panca imbottita, caratterizzata dalla medesima base in metallo.

*Thanks to its singular shape, the Este bed is immediately eye-catching. A kind of lightweight metal shell, completely upholstered in saddle hide, envelops the soft headboard and mattress cushions like a flower corolla. The sleek, uncluttered design goes hand-in-hand with a splendid material like saddle hide that lends allure and elegance to the whole. The expert tailoring is apparent in the workmanship of the corners, the stitching and the thicknesses of the saddle hide.*

*The bed is raised off the floor on a cast metal base available in satin, chromed, burnished, black chrome or champagne finish.*

*The incredible versatility of the Este bed is expanded by the possibility to create various combinations between the saddle hide base, available in nine colors, and the upholstered headboard that can be covered in all the fabrics and leathers in the collection.*

*The Este family now also includes a versatile ottoman, featuring the same metal base.*



28



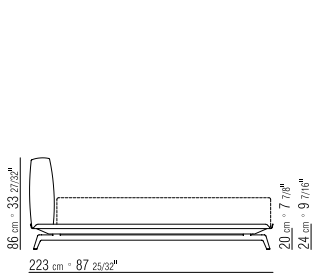




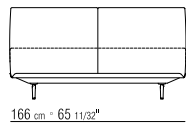
*The sleek design of the Este bed goes hand in hand with the natural beauty of saddle hide, a material that lends a timeless elegance to the whole.*

**TIPOLOGIE** DIVANI/DIVANI componibili/ pouf - LETTI **PRODOTTO** LETTO **BASE** IN METALLO RIVESTITA CON MATERIALE PROTETTIVO E LAMIERE IN METALLO RIVESTITA IN CUOIO NEI COLORI BIANCO 5007, GRIGIO 5003, TESTA DI MORO 5004, TESTA DI MORO SCURO 5013, NERO 5005, OLIVA 5006, ROSSO BULGARO 5008, SABBIA 5001, TABACCO 5015 **PIANALE** IN LEGNO CON IMBOTTITURA IN POLIURETANO ESPANSO RIVESTITO IN TESSUTO PROTETTIVO ACCOPPIATO **TESTATA** IN METALLO CON IMBOTTITURA IN POLIURETANO ESPANSO E PIUMA D'OCA STERILIZZATA (CERTIFICATA ASSOPIUMA, ETICHETTA ORO), RIVESTITA IN TESSUTO PROTETTIVO ACCOPPIATO **PIEDI** IN METALLO NELLE FINITURE SATINATO, CROMATO, CROMO NERO, BRUNITO, CHAMPAGNE. APPOGGIO A TERRA SU PUNTALI IN MATERIALE TERMOPLASTICO **RIVESTIMENTO** SFODERABILE SIA NELLA VERSIONE IN TESSUTO CHE NELLA VERSIONE IN PELLE

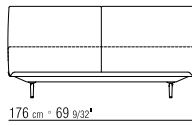
**CATEGORIES** SOFAS/SECTIONAL SOFAS/ OTTOMAN - BEDS **PRODUCT** BED **BASE** IN METAL COVERED WITH PROTECTIVE MATERIAL AND SHEET METAL CLAD IN COWHIDE IN THE FOLLOWING COLORS: WHITE 5007, GREY 5003, DARK BROWN 5004, EXTRA DARK BROWN 5013, BLACK 5005, OLIVE 5006, BULGARIAN RED 5008, SAND 5001 OR TOBACCO 5015 **PLATFORM** IN WOOD WITH POLYURETHANE FOAM PADDING, COVERED WITH A PROTECTIVE LAMINATED FABRIC **HEADBOARD** IN METAL WITH POLYURETHANE FOAM AND STERILIZED GOOSE DOWN (ASSOPIUMA CERTIFIED, GOLD LABEL) PADDING, COVERED WITH A PROTECTIVE LAMINATED FABRIC **FEET** IN METAL WITH SATIN, CHROME, BLACK CHROME, BURNISHED OR CHAMPAGNE FINISH. RESTS ON PADS MADE OF THERMOPLASTIC MATERIAL **UPHOLSTERY** IS REMOVABLE IN BOTH THE FABRIC AND LEATHER VERSIONS



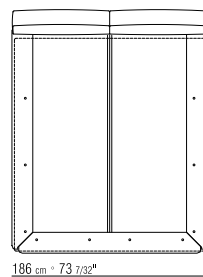
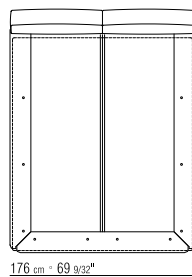
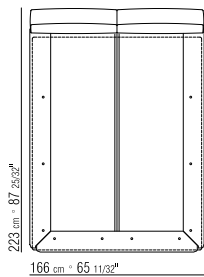
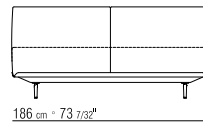
235M1



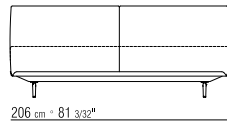
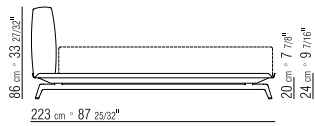
235M2



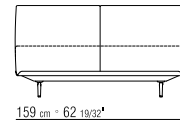
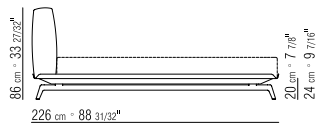
235M3



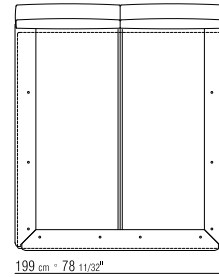
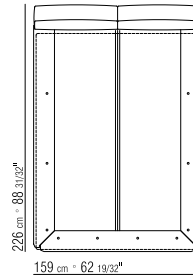
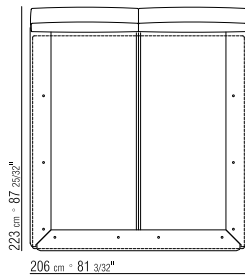
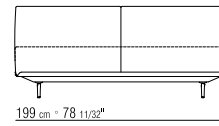
235M5



235M6



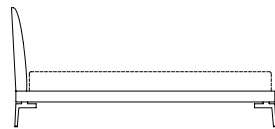
235M8



# Feel Good | Ten

Antonio Citterio 2012

32



**BEDS**

Feel Good è un letto intramontabile per la classicità del disegno ma contemporaneo nelle forme, caratteristiche ascrivibili al sistema di sedute dal quale è originato.

All'essenziale testata imbottita dal rivestimento sfoderabile sia in tessuto che in pelle, si accompagna il giroletto interamente rivestito in cuoio nella versione Feel Good oppure in tessuto o pelle nella versione Feel Good Ten.

Feel Good è un letto dall'aspetto visivo estremamente leggero che si mantiene sollevato da terra tramite raffinati piedi in metallo pressofuso, realizzati su disegno esclusivo e disponibili nelle finiture satinato, cromato, brunito, cromo nero, champagne oppure rivestiti in cuoio, in abbinamento al giroletto.

*The Feel Good bed is a timeless classic with contemporary lines – features it shares with the seating system from which its DNA originated. The uncluttered headboard, upholstered in removable fabric or leather, is paired with a perimeter frame entirely clad in cowhide in the Feel Good version, or in fabric or leather in the Feel Good Ten version.*

*Feel Good is a bed whose extremely light visual appearance can be traced to its elegant cast metal feet, based on an exclusive Flexform design, and available in satin, chrome, burnished, champagne or black chrome finish or covered in cowhide to match the frame.*







**TIPOLOGIE** DIVANI/ DIVANI COMPONENTI/ POUF POLTRONE/POUF - CHAISERLONGUE/ DORMEUSE - POLTRONCINE/SEDIE/SGABELLI - LETTI **PRODOTTO** LETTO FEEL GOOD **BASE** IN METALLO RIVESTITA CON MATERIALE PROTETTIVO E LAMIERE IN METALLO RIVESTITA IN CUIOIO NEI COLORI BIANCO 5007, GRIGIO 5003, TESTA DI MORO 5004, TESTA DI MORO SCURO 5013, NERO 5005, OLIVA 5006, ROSSO BULGARO 5008, SABBIA 5001, TABACCO 5015 **PIANALE** IN LEGNO CON IMBOTTITURA IN POLIURETANO ESPANSO RIVESTITO IN TESSUTO PROTETTIVO ACCOPPIATO **TESTATA** IN METALLO CON IMBOTTITURA IN POLIURETANO ESPANSO E PIUMA D'OCA STERILIZZATA (CERTIFICATA ASSOPIUMA, ETICHETTA ORO), RIVESTITA IN TESSUTO PROTETTIVO ACCOPPIATO **PIEDI** IN METALLO NELLE FINITURE SATINATO, CROMATO, CROMO NERO, BRUNITO, CHAMPAGNE; O IN METALLO RIVESTITO IN CUIOIO BIANCO 5007, GRIGIO 5003, TESTA DI MORO 5004, TESTA DI MORO SCURO 5013, NERO 5005, OLIVA 5006, ROSSO BULGARO 5008, SABBIA 5001, TABACCO 5015, SCAMOSCIATO MORO 6004, SCAMOSCIATO NERO 6005, SCAMOSCIATO OLIVA 6003, SCAMOSCIATO SABBIA 6001. APPOGGIO A TERRA SU PUNTALI IN MATERIALE TERMOPLASTICO **RIVESTIMENTO** SFODERABILE SIA NELLA VERSIONE IN TESSUTO CHE NELLA VERSIONE IN PELLE

**PRODOTTO** LETTO FEEL GOOD TEN **BASE** TELAIO IN METALLO **PIANALE** IN LEGNO MULTISTRATO CON IMBOTTITURA IN POLIURETANO ESPANSO RIVESTITO IN TESSUTO PROTETTIVO **TESTATA** IN LEGNO MASSELLO CON IMBOTTITURA IN POLIURETANO ESPANSO RIVESTITA IN TESSUTO PROTETTIVO ACCOPPIATO **PIEDI** IN METALLO NELLE FINITURE SATINATO, CROMATO, CROMO NERO, BRUNITO, CHAMPAGNE. APPOGGIO A TERRA SU PUNTALI IN MATERIALE TERMOPLASTICO **RIVESTIMENTO** SFODERABILE SIA NELLA VERSIONE IN TESSUTO CHE NELLA VERSIONE IN PELLE

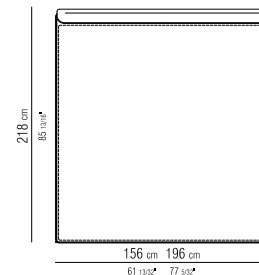
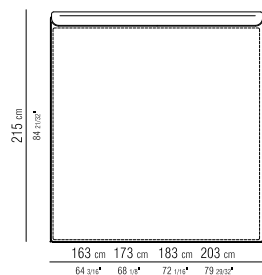
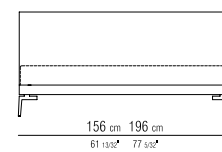
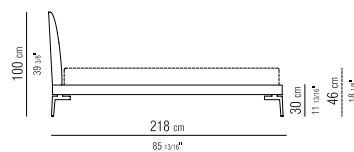
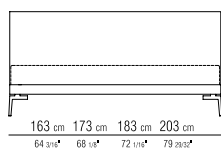
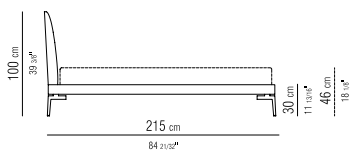
**CATEGORIES** SOFAS/SECTIONAL SOFAS/ OTTOMAN - ARMCHAIRS/POUF - CHAISE LONGUE/DORMEUSE - SMALL ARMCHAIRS/CHAIRS/STOOLS - BEDS **PRODUCT** FEEL GOOD BED **BASE** METAL FRAME UPHOLSTERED IN COWHIDE IN THE FOLLOWING COLORS: WHITE 5007, GREY 5003, DARK BROWN 5004, EXTRA DARK BROWN 5013, BLACK 5005, OLIVE 5006, BULGARIAN RED 5008, SAND 5001 OR TOBACCO 5015; OR, IN SUEDE: DARK BROWN 6004, BLACK 6005, OLIVE 6003 OR SAND 6001 **PLATFORM** IN PLYWOOD WITH POLYURETHANE FOAM PADDING, COVERED WITH A PROTECTIVE FABRIC **HEADBOARD** IN SOLID WOOD WITH POLYURETHANE FOAM PADDING, COVERED WITH A PROTECTIVE LAMINATED FABRIC **FEET** IN METAL WITH SATIN, CHROME, BLACK CHROME, BURNISHED OR CHAMPAGNE FINISH; OR, IN METAL CLAD IN COWHIDE IN THE FOLLOWING COLORS: WHITE 5007, GREY 5003, DARK BROWN 5004, EXTRA DARK BROWN 5013, BLACK 5005, OLIVE 5006, BULGARIAN RED 5008, SAND 5001, TOBACCO 5015; OR, IN SUEDE: DARK BROWN 6004, BLACK 6005, OLIVE 6003 OR SAND 6001.RESTS ON PADS MADE OF THERMOPLASTIC MATERIAL **UPHOLSTERY** IS REMOVABLE IN BOTH THE FABRIC AND LEATHER VERSIONS

**PRODUCT** FEEL GOOD TEN BED **BASE** METAL FRAME **PLATFORM** IN PLYWOOD WITH POLYURETHANE FOAM PADDING, COVERED WITH A PROTECTIVE FABRIC **HEADBOARD** IN SOLID WOOD WITH POLYURETHANE FOAM PADDING, COVERED WITH A PROTECTIVE LAMINATED FABRIC **FEET** IN METAL WITH SATIN, CHROME, BLACK CHROME, BURNISHED OR CHAMPAGNE FINISH. RESTS ON PADS MADE OF THERMOPLASTIC MATERIAL **UPHOLSTERY** IS REMOVABLE IN BOTH THE FABRIC AND LEATHER VERSIONS



14WM1 / 14WM2 / 14WM3 / 14WM5  
 15DM1 / 15DM2 / 15DM3 / 15DM5

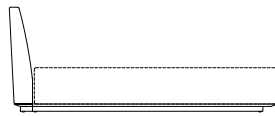
14WM6 / 14WM8  
 15DM6 / 15DM8



# Grandemare

Antonio Citterio 2012

38



**BEDS**

Il letto Grandemare, come l'omonimo divano, è stato pensato all'insegna dell'understatement, ma è ricco di soluzioni progettuali, anche nascoste, che ne rivelano il grande pregio.

I volumi geometrici e tuttavia morbidi della generosa testata imbottita poggiano su un rigoroso pianale in legno rivestito in cuoio.

La confezione dei rivestimenti della testata può essere realizzata sia in tessuto che in pelle.

I rivestimenti sono interamente sfoderabili e sono contraddistinti da un profilo in gros grain ton-sur-ton o in colore contrastante.


Un telaio perimetrale in metallo smaltato a forno con polvere epossidica, collocato in posizione arretrata rispetto al pianale rivestito in cuoio conferisce al letto Grandemare un aspetto flottante.

*The Grandemare bed, like its namesake sofa, was designed with an eye to understatement, but is rich in (sometimes hidden) design solutions that reveal its many virtues.*

*The geometric yet soft shapes of the generously-sized upholstered headboard rest on a streamlined cowhide-clad wood platform.*

*The headboard upholstery can be fashioned in either fabric or leather. The upholstery is entirely removable and is distinguished by tone-on-tone or contrasting color grosgrain piping.*

*Because the epoxy powder-coated metal perimeter frame is set back from the cowhide-clad platform, the Grandemare sofa appears to float just above the floor.*



40



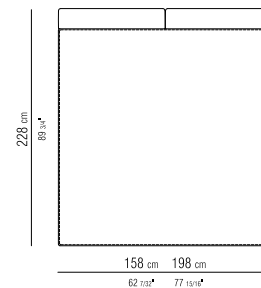
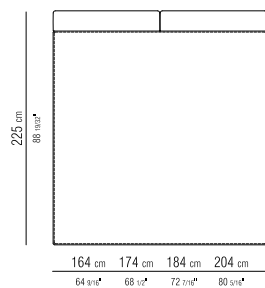
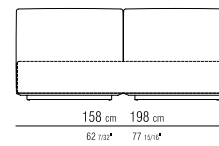
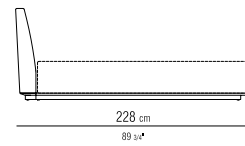
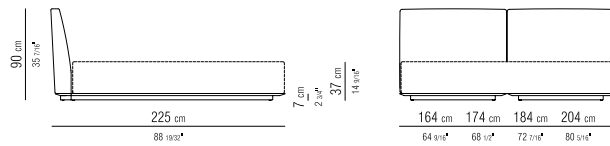


**TIPOLOGIE** DIVANI/ DIVANI componibili/ POUF - CHAISELONGUE/DORMEUSE - LETTI  
**PRODOTTO** LETTO **PIANALE** IN LEGNO MULTISTRATO RIVESTITO IN CUIO NEI COLORI  
 BIANCO 5007, GRIGIO 5003, TESTA DI MORO 5004, TESTA DI MORO SCURO 5013, NERO  
 5005, OLIVA 5006, ROSSO BULGARO 5008, SABBIA 5001, TABACCO 5015, SCAMOSCIATO  
 MORO 6004, SCAMOSCIATO NERO 6005, SCAMOSCIATO OLIVA 6003, SCAMOSCIATO  
 SABBIA 6001 **TESTATA** IN METALLO CON IMBOTTITURA IN POLIURETANO ESPANSO  
 E DACRON **PIEDI** IN METALLO VERNICIATO A FORNO CON POLVERI EPOSSIDICHE DI  
 COLORE NERO. APPOGGIO A TERRA SU PUNTALI IN MATERIALE TERMOPLASTICO  
**RIVESTIMENTO** SFODERABILE SIA NELLA VERSIONE IN TESSUTO CHE NELLA VERSIONE  
 IN PELLE **PROFILO** RIVESTIMENTO LA CONFEZIONE PREVEDE UN PROFILO IN GROS  
 GRAIN CHE PUÒ ESSERE REALIZZATO IN TUTTI I COLORI DELLA CARTELLA CAMPIONI

**CATEGORIES** SOFAS/SECTIONAL SOFAS/OTTOMAN - CHAISE LONGUE/DORMEUSE - BED  
**PRODUCT** BED **PLATFORM** IN PLYWOOD CLAD IN COWHIDE IN THE FOLLOWING COLORS:  
 WHITE 5007, GREY 5003, DARK BROWN 5004, EXTRA DARK BROWN 5013, BLACK 5005, OLIVE  
 5006, BULGARIAN RED 5008, SAND 5001, TOBACCO 5015; OR, IN SUEDE: DARK BROWN  
 6004, BLACK 6005, OLIVE 6003 OR SAND 6001 **HEADBOARD** IN METAL PADDED WITH  
 POLYURETHANE FOAM AND DACRON **FEET** IN BLACK EPOXY POWDER-COATED METAL.  
 RESTS ON PADS MADE OF THERMOPLASTIC MATERIAL **UPHOLSTERY** IS REMOVABLE IN  
 BOTH THE FABRIC AND LEATHER VERSIONS **PIPING UPHOLSTERY** DETAILING INCLUDES  
 GROSGRAIN PIPING THAT CAN BE CRAFTED IN ALL THE COLORS ON THE SAMPLE BOARD

15LL1 / 15LL2 / 15LL3 / 15LL5

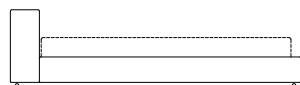
15LL6 / 15LL8



Grandemare  
**Data Sheet**

# Groundpiece

Antonio Citterio 2004



**BEDS**

Il letto Groundpiece è caratterizzato da un disegno essenziale che si traduce in una testata e in un giroletto ben proporzionati e con imbottiture generose, che lo rendono particolarmente confortevole.

Grazie alla sua sobria eleganza, il letto Groundpiece si presta ad essere inserito in qualsiasi ambiente e può assumere connotazioni di stile molto differenti a seconda della scelta del rivestimento, che può essere realizzato in tessuto o in pelle ed è interamente sfoderabile.

Il letto Groundpiece può essere abbinato all'omonimo comodino, caratterizzato da una rigorosa struttura in metallo rivestita in cuoio, con vani a giorno utili per riporvi degli oggetti.

*The uncluttered design of the Groundpiece bed translates to a well-proportioned and generously-padded headboard for an exceptionally comfortable piece of bedroom furniture.*

*Thanks to its understated elegance, the Groundpiece bed is at home in any setting and can convey different style statements, depending on the choice of upholstery material, which can be fabric or leather, and is completely removable.*

*The Groundpiece can be paired with its namesake night stand, featuring a sleek cowhide-clad metal structure with open compartments for storage.*











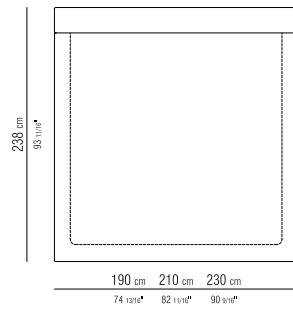
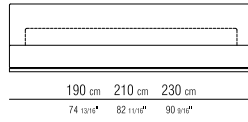
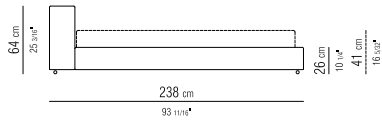
**TIPOLOGIE** DIVANI/DIVANI componibili/ POUF - TAVOLINI/CONSOLLE - LIBRERIE/ COMPLEMENTI/CONTENITORI - LETTI **PRODOTTO** LETTO **BASE** LETTO IN LEGNO MULTISTRATO E METALLO CON IMBOTTITURA IN POLIURETANO ESPANSO RIVESTITA IN TESSUTO PROTETTIVO ACCOPPIATO **PIANALE** CON DOGHE DI LEGNO **TESTATA** IN LEGNO MASSELLO CON IMBOTTITURA IN POLIURETANO ESPANSO RIVESTITA IN TESSUTO PROTETTIVO ACCOPPIATO **PIEDI** IN METALLO VERNICIATO A FORNO CON POLVERI EPOSSIDICHE DI COLORE ARGENTO. APPOGGIO A TERRA SU PUNTALI IN MATERIALE TERMOPLASTICO **RIVESTIMENTO** SFODERABILE SIA NELLA VERSIONE IN TESSUTO CHE NELLA VERSIONE IN PELLE

**PRODOTTO** COMODINO **STRUTTURA** IN METALLO RIVESTITO IN CUIOIO NEI COLORI BIANCO 5007, GRIGIO 5003, TESTA DI MORO 5004, TESTA DI MORO SCURO 5013, NERO 5005, OLIVA 5006, ROSSO BULGARO 5008, SABBIA 5001, TABACCO 5015, SCAMOSCIATO MORO 6004, SCAMOSCIATO NERO 6005, SCAMOSCIATO OLIVA 6003, SCAMOSCIATO SABBIA 6001 **PIEDI** IN METALLO VERNICIATO A FORNO CON POLVERI EPOSSIDICHE. APPOGGIO A TERRA SU PUNTALI IN MATERIALE TERMOPLASTICO

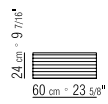
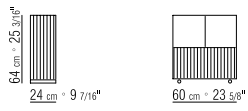
**CATEGORIES** SOFAS/SECTIONAL SOFAS/OTTOMAN - SMALL TABLES/CONSOLE BOOKSHELVES/FURNISHINGS/CABINETS - BEDS **PRODUCT** BED **BASE** IN PLYWOOD AND METAL WITH POLYURETHANE FOAM PADDING, COVERED WITH A PROTECTIVE LAMINATED FABRIC **PLATFORM** WITH WOOD SLATS **HEADBOARD** IN SOLID WOOD WITH POLYURETHANE FOAM PADDING, COVERED WITH A PROTECTIVE LAMINATED FABRIC **FEET** IN SILVER COLOR EPOXY POWDER-COATED METAL. RESTS ON PADS MADE OF THERMOPLASTIC MATERIAL **UPHOLSTERY** IS REMOVABLE IN BOTH THE FABRIC AND LEATHER VERSIONS

**PRODUCT** NIGHTSTAND **STRUCTURE** IN METAL UPHOLSTERED IN COWHIDE IN THE FOLLOWING COLORS: WHITE 5007, GREY 5003, DARK BROWN 5004, EXTRA DARK BROWN 5013, BLACK 5005, OLIVE 5006, BULGARIAN RED 5008, SAND 5001 OR TOBACCO 5015; OR, IN SUEDE: DARK BROWN 6004, BLACK 6005, OLIVE 6003 OR SAND 6001 **FEET** IN EPOXY POWDER-COATED METAL. RESTS ON PADS MADE OF THERMOPLASTIC MATERIAL

11M40 / 11M41 / 11M42



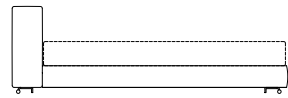
11M80



# Groundpiece Slim

Antonio Citterio 2012

48



**BEDS**

Il letto Groundpiece Slim mostra lo stesso esprit asciutto ed essenziale del letto Groundpiece ma con una rivisitazione delle proporzioni di giroletto e testata, resi meno imponenti nelle dimensioni.

Il letto Groundpiece Slim è proposto in diverse misure ed è disponibile nelle varianti base costituita dal solo giroletto, base rigida, base con pianale a doghe regolabile in altezza e base con contenitore.

Al letto Groundpiece Slim può essere abbinato l'omonimo comodino, caratterizzato da una rigorosa struttura in metallo rivestita in cuoio, con vani a giorno utili per riporvi degli oggetti.

*The Groundpiece Slim bed expresses the same uncluttered, minimal aesthetic as the Groundpiece bed but with the proportions of headboard and bed frame downsized, for a more streamlined vibe.*

*The Groundpiece Slim bed comes in several sizes and is available in versions with base composed of a single perimeter frame, rigid base, platform base with height-adjustable slats and base with storage compartment.*

*The Groundpiece Slim bed can be paired with its namesake night stand, featuring a sleek cowhide-clad metal structure, with open compartments for storage.*





50





**TIPOLOGIE** DIVANI/DIVANI componibili/ POUF - TAVOLINI/CONSOLLE - LIBRERIE/ COMPLEMENTI/CONTENITORI - LETTI **PRODOTTO** LETTO **BASE RIGIDA** IN LEGNO MULTISTRATO CON IMBOTTITURA IN POLIURETANO ESPANSO RIVESTITA IN TESSUTO PROTETTIVO ACCOPPIATO **BASE CONTENITORE** APRIBILE CON PIANALE IN METALLO CON DOGHE IN LEGNO. GIROLETTO IN LEGNO MULTISTRATO CON IMBOTTITURA IN POLIURETANO ESPANSO RIVESTITA IN TESSUTO PROTETTIVO ACCOPPIATO **BASE** CON PIANALE IN METALLO CON DOGHE IN LEGNO REGOLABILE IN QUATTRO DIVERSE POSIZIONI DI ALTEZZA DELLA RETE: 1° 4,5 CM, 2° 7,3 CM, 3° 9,5 CM, 4° 12,3 CM, VERIFICARE LA MISURA UTILE D'APPOGGIO DELLA RETE ALL'INTERNO DEL LETTO **GIROLETTO** IN LEGNO MULTISTRATO CON IMBOTTITURA IN POLIURETANO ESPANSO RIVESTITA IN TESSUTO PROTETTIVO ACCOPPIATO **TESTATA** IN LEGNO MASSELLO CON IMBOTTITURA IN POLIURETANO ESPANSO RIVESTITA IN TESSUTO PROTETTIVO ACCOPPIATO **PIEDI** IN METALLO VERNICIATO A FORNO CON POLVERI EPOSSIDICHE DI COLORE ARGENTO. APPOGGIO A TERRA SU PUNTALI IN MATERIALE TERMOPLASTICO **RIVESTIMENTO** SFODERABILE SIA NELLA VERSIONE IN TESSUTO CHE NELLA VERSIONE IN PELLE

**PRODOTTO** COMODINO **STRUTTURA** IN METALLO RIVESTITO IN CUIOIO NEI COLORI BIANCO 5007, GRIGIO 5003, TESTA DI MORO 5004, TESTA DI MORO SCURO 5013, NERO 5005, OLIVA 5006, ROSSO BULGARO 5008, SABBIA 5001, TABACCO 5015, SCAMOSCIATO MORO 6004, SCAMOSCIATO NERO 6005, SCAMOSCIATO OLIVA 6003, SCAMOSCIATO SABBIA 6001


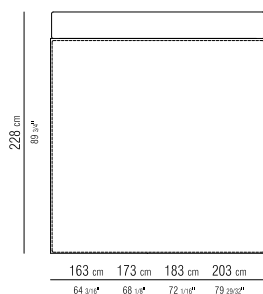
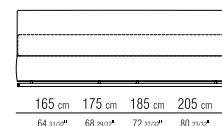
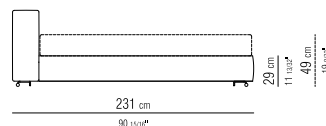
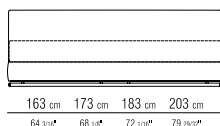
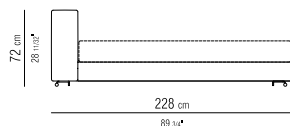
**CATEGORIES** SOFAS/SECTIONAL SOFAS/OTTOMAN SMALL TABLES/CONSOLE BOOKSHELVES/FURNISHINGS/CABINETS - BEDS **PRODUCT** BED **RIGID BASE** IN PLYWOOD WITH POLYURETHANE FOAM PADDING, COVERED WITH A PROTECTIVE LAMINATED FABRIC **BASE WITH STORAGE** THAT OPENS, METAL PLATFORM WITH WOOD SLATS. BEDFRAME IN PLYWOOD WITH POLYURETHANE FOAM PADDING, COVERED WITH A PROTECTIVE LAMINATED FABRIC **BASE WITH METAL PLATFORM** WITH WOOD SLATS, ADJUSTABLE TO FOUR HEIGHT POSITIONS: 1ST 4.5 CM, 2ND 7.3 CM, 3RD 9.5 CM, 4TH 12.3 CM; DOUBLE-CHECK THERE IS SUFFICIENT SPACE TO SUPPORT THE PLATFORM INSIDE THE BED **BEDFRAME** IN PLYWOOD WITH POLYURETHANE FOAM PADDING, COVERED WITH A PROTECTIVE LAMINATED FABRIC **HEADBOARD** IN SOLID WOOD WITH POLYURETHANE FOAM PADDING, COVERED WITH A PROTECTIVE LAMINATED FABRIC **FEET** IN SILVER COLOR EPOXY POWDER-COATED METAL. RESTS ON PADS MADE OF THERMOPLASTIC MATERIAL **UPHOLSTERY** IS REMOVABLE IN BOTH THE FABRIC AND LEATHER VERSIONS

**PRODUCT** NIGHT STAND **STRUCTURE** IN METAL UPHOLSTERED IN COWHIDE IN THE FOLLOWING COLORS: WHITE 5007, GREY 5003, DARK BROWN 5004, EXTRA DARK BROWN 5013, BLACK 5005, OLIVE 5006, BULGARIAN RED 5008, SAND 5001 OR TOBACCO 5015; OR, IN SUEDE: DARK BROWN 6004, BLACK 6005, OLIVE 6003 OR SAND 6001



11ML1 / 11ML2 / 11ML3 / 11ML5

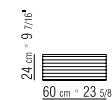
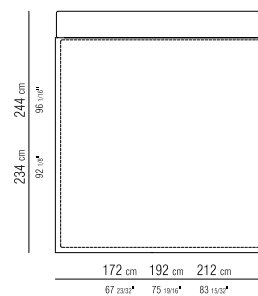
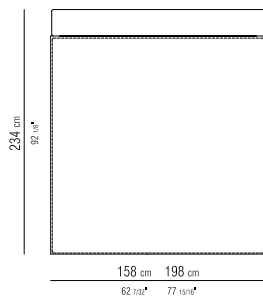
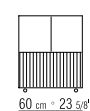
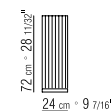
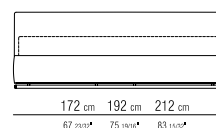
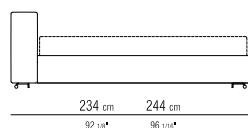
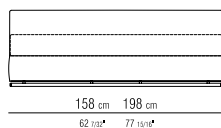
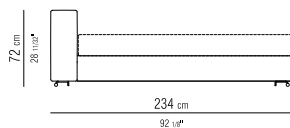
11MM1 / 11MM2 / 11MM3 / 11MM5  
11MN1 / 11MN2 / 11MN3 / 11MN5



11MM6 / 11MM8  
11MN6 / 11MN8

11MSA / 11MSC / 11MSE  
11MTA / 11MTC / 11MTE

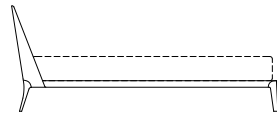
11M82



# Isabel

Carlo Colombo 2017

54



**BEDS**

Il progetto del letto Isabel è dettato dall'intrinseca espressività di un materiale nobile e versatile come il cuoio.

Ricco nei contenuti e nella confezione, il letto Isabel presenta una linea asciutta ed essenziale.

È interamente rivestito in cuoio, gambe incluse ed è caratterizzato da una testata avvolgente ed estremamente confortevole e da un rigoroso giroletto.

Il rivestimento della testata crea leggere pieghe nel cuoio, che ricordano l'arte giapponese dell'origami.

Grazie alla sua ricercata semplicità, il letto Isabel si inserisce con eleganza e discrezione in ogni tipo di ambiente, dal classico al contemporaneo.

*The design project for the Isabel bed was dictated by the inherent eloquence of a handsomely versatile natural material like cowhide.*

*Dense with content and rich craftsmanship, the Isabel bed's lines are tastefully uncluttered.*

*Entirely clad in cowhide, including the legs, the bed features a gently enveloping and extremely comfortable headboard and sleek perimeter bedframe.*

*The headboard upholstery creates graceful folds in the cowhide, reminiscent of the Japanese art of origami.*

*Thanks to its sophisticated simplicity, the Isabel bed makes an elegant yet discreet style statement in any setting, from classic to contemporary.*



56



*A saddle hide covered bed  
displaying a sophisticated simplicity  
and rich craftsmanship.*





# Data Sheet

Isabel

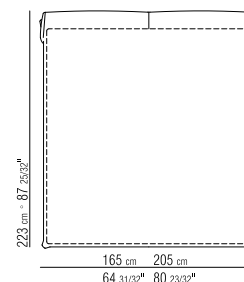
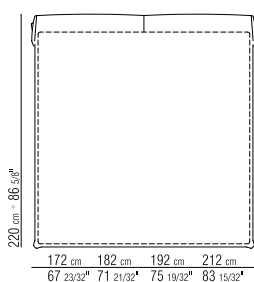
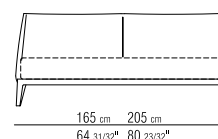
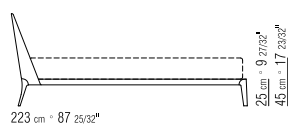
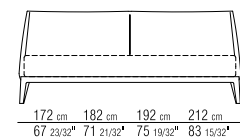
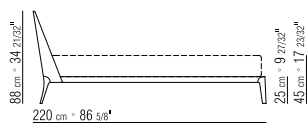
58

**TIPOLOGIE** DIVANI/DIVANICOMPONIBILI/POUF - POLTRONE/POUF - POLTRONCINE/SEDIE/SGABELLI - LETTI **PRODOTTO** LETTO **STRUTTURA** IN METALLO VERNICIATO A FORNO CON POLVERI EPOSSIDICHE E POLIURETANO ESPANSO **PIANALE** IN LEGNO MULTISTRATO CON IMBOTTITURA IN POLIURETANO ESPANSO RIVESTITA IN TESSUTO PROTETTIVO **RIVESTIMENTO** IN CUIOIO NEI COLORI BIANCO 5007, GRIGIO 5003, TESTA DI MORO 5004, TESTA DI MORO SCURO 5013, NERO 5005, OLIVA 5006, ROSSO BULGARO 5008, SABBIA 5001, TABACCO 5015

**CATEGORIES** SOFAS/SECTIONALS/OTTOMANS ARMCHAIRS/OTTOMANS - SMALL ARMCHAIR/CHAIRS/STOOLS - BEDS **PRODUCT** BED **STRUCTURE** IN EPOXY POWDER-COATED METAL AND POLYURETHANE FOAM **PLATFORM** IN PLYWOOD WITH POLYURETHANE FOAM PADDING, COVERED WITH A PROTECTIVE FABRIC **UPHOLSTERY** IN COWHIDE IN THE FOLLOWING COLORS: WHITE 5007, GREY 5003, DARK BROWN 5004, EXTRA DARK BROWN 5013, BLACK 5005, OLIVE 5006, BULGARIAN RED 5008, SAND 5001, TOBACCO 5015

203L1 / 203L2 / 203L3 / 203L5

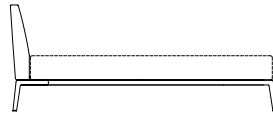
203L6 / 203L8



# Lifesteel

Antonio Citterio 2012

60



**BEDS**

Lifesteel è un letto caratterizzato da un'estetica asciutta e leggera e tuttavia generoso ed accogliente nelle proporzioni.

Sollevalo da terra tramite essenziali gambe in metallo disponibili nelle finiture satinato, cromato, brunito, cromo nero e champagne, il letto Lifesteel è contraddistinto da un ricercato giroletto rivestito in cuoio, realizzato in tutti i colori della gamma Flexform.

Per offrire un appoggio ideale, i cuscini della testata hanno una generosa imbottitura in poliuretano e dacron, rivestita in tessuto protettivo accoppiato.

Il rivestimento della testata può essere realizzato sia in tessuto che in pelle, è interamente sfoderabile ed è contraddistinto da profili in gros grain che possono essere ton-sur-ton oppure in colore contrastante.

*The Lifesteel bed features a light, straightforward aesthetic complemented by generous, inviting proportions.*

*Raised off the floor on unornamented metal legs, available in satin, chrome, burnished, black chrome or champagne finishes, the Lifesteel bed features an elegant cowhide-upholstered frame that comes in all the colors in the Flexform palette.*

*To deliver perfect support, the headboard cushions are generously filled with polyurethane and Dacron, covered in a protective laminated fabric.*

*The headboard can be upholstered in fabric or leather and is completely removable. It is highlighted by elegant tone-on-tone or contrasting color grosgrain piping.*









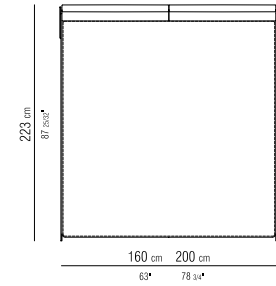
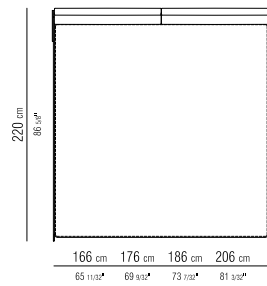
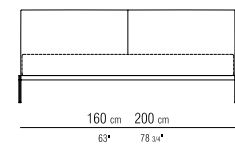
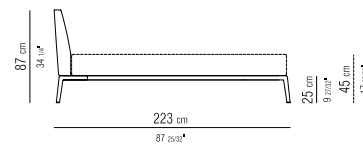
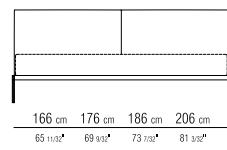
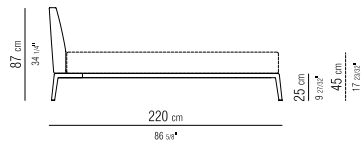
**TIPOLOGIE** DIVANI/DIVANI componibili/POUF - POLTRONE/POUF - CHAISelongue/  
DORMEUSE LETTI **PRODOTTO** LETTO **BASE** TELAIO IN METALLO RIVESTITO IN CUIOIO  
NEI COLORI BIANCO 5007, GRIGIO 5003, TESTA DI MORO 5004, TESTA DI MORO SCURO  
5013, NERO 5005, OLIVA 5006, ROSSO BULGARO 5008, SABBIA 5001, TABACCO 5015,  
SCAMOSCIATO MORO 6004, SCAMOSCIATO NERO 6005, SCAMOSCIATO OLIVA 6003,  
SCAMOSCIATO SABBIA 6001, CON PIANALE IN LEGNO MULTISTRATO CON IMBOTTITURA  
IN POLIURETANO ESPANSO RIVESTITA IN TESSUTO PROTETTIVO **TESTATA** IN METALLO  
CON IMBOTTITURA IN POLIURETANO ESPANSO E DACRON PIEDI IN METALLO NELLE  
FINITURE SATINATO, CROMATO, CROMO NERO, BRUNITO, CHAMPAGNE. APPOGGIO  
A TERRA SU PUNTALI IN MATERIALE TERMOPLASTICO **RIVESTIMENTO** SFODERABILE  
SIA NELLA VERSIONE IN TESSUTO CHE NELLA VERSIONE IN PELLE **PROFILO**  
**RIVESTIMENTO** LA CONFEZIONE PREVEDE UN PROFILO IN GROS GRAIN CHE PUÒ  
ESSERE REALIZZATO IN TUTTI I COLORI DELLA CARTELLA CAMPIONI

**CATEGORIES** SOFAS/SECTIONAL SOFAS/OTTOMAN - ARMCHAIRS/OTTOMANS - CHAISE  
LONGUE/DORMEUSE - BEDS **PRODUCT** BED **BASE** METAL FRAME UPHOLSTERED  
IN COWHIDE IN THE FOLLOWING COLORS: WHITE 5007, GREY 5003, DARK BROWN  
5004, EXTRA DARK BROWN 5013, BLACK 5005, OLIVE 5006, BULGARIAN RED 5008,  
SAND 5001 OR TOBACCO 5015; OR, IN SUEDE: DARK BROWN 6004, BLACK 6005,  
OLIVE 6003 OR SAND 6001, WITH PLYWOOD PLATFORM WITH POLYURETHANE FOAM  
PADDING, COVERED WITH A PROTECTIVE FABRIC **HEADBOARD** IN METAL PADDED  
WITH POLYURETHANE FOAM AND DACRON **FEET** IN METAL WITH SATIN, CHROME,  
BLACK CHROME, BURNISHED OR CHAMPAGNE FINISH. RESTS ON PADS MADE OF  
THERMOPLASTIC MATERIAL **UPHOLSTERY** IS REMOVABLE IN BOTH THE FABRIC AND  
LEATHER VERSIONS **PIPING UPHOLSTERY** DETAILING INCLUDES GROSGRAIN PIPING  
THAT CAN BE CRAFTED IN ALL THE COLORS ON THE SAMPLE BOARD



14CM1 / 14CM2 / 14CM3 / 14CM5

14CM6 / 14CM8



# Magnum

Design Center 2012

66

Il letto Magnum si presenta ottimamente risolto nelle proporzioni e curato nei dettagli costruttivi.

Generosamente imbottito in ogni sua parte, Magnum è un letto progettato per offrire un grande confort e favorire un'elevata qualità del riposo notturno.


Nonostante i volumi imponenti, il letto Magnum conserva un aspetto leggero grazie ai piedi in metacrilato trasparente che lo mantengono sollevato da terra.

Il letto Magnum è proposto in diverse misure ed è disponibile nelle varianti con base costituita dal solo giroletto, base rigida, base con pianale a doghe regolabile in altezza e base con contenitore, utile per riporre cuscini, coperte e biancheria.

*The Magnum bed is perfectly proportioned and finely crafted in every way. Every part is generously padded, making Magnum a bed designed to deliver the utmost in comfort and encourage restorative sleep of the highest quality.*

*Despite its impressive size, the Magnum bed has a very light appearance, thanks to the transparent methacrylate feet that lift it off the floor.*

*The Magnum bed comes in several sizes and is available in versions with base composed of a single perimeter frame, rigid base, platform base with height-adjustable slats and base with storage compartment, handy for storing pillows, blankets and bed linens.*



**BEDS**

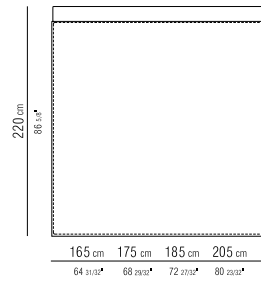
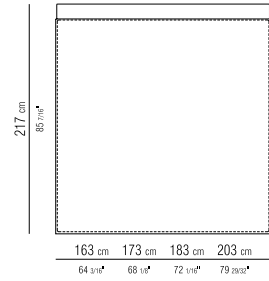
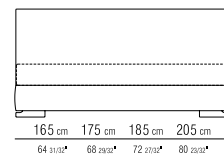
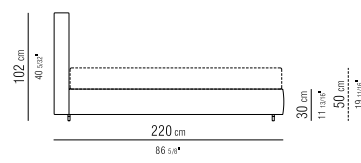
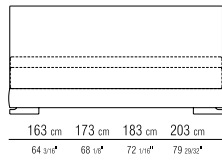
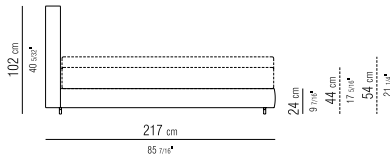


**TIPOLOGIE** DIVANI/DIVANI componibili/ POUF - POLTRONE/POUF - LETTI  
**PRODOTTO** LETTO **BASE RIGIDA** IN LEGNO MULTISTRATO CON IMBOTTITURA  
IN POLIURETANO ESPANSO RIVESTITA IN TESSUTO PROTETTIVO ACCOPPIATO  
**BASE CONTENITORE** APRIBILE CON PIANALE IN METALLO CON DOGHE IN LEGNO  
**GIROLETTO** IN LEGNO MULTISTRATO CON IMBOTTITURA IN POLIURETANO ESPANSO  
RIVESTITA IN TESSUTO PROTETTIVO ACCOPPIATO **BASE CON PIANALE IN METALLO**  
CON DOGHE IN LEGNO, REGOLABILE IN QUATTRO DIVERSE POSIZIONI DI ALTEZZA  
DELLA RETE: 1° 4,5 CM, 2° 7,3 CM, 3° 9,5 CM, 4° 12,3 CM, VERIFICARE LA MISURA  
UTILE D'APPOGGIO DELLA RETE ALL'INTERNO DEL LETTO **GIROLETTO** IN LEGNO  
MULTISTRATO CON IMBOTTITURA IN POLIURETANO ESPANSO RIVESTITA IN TESSUTO  
PROTETTIVO ACCOPPIATO **TESTATA** IN LEGNO MASSELLO CON IMBOTTITURA IN  
POLIURETANO ESPANSO RIVESTITA IN TESSUTO PROTETTIVO ACCOPPIATO **PIEDI**  
IN METACRILATO TRASPARENTE LUCIDO **RIVESTIMENTO** SFODERABILE SIA NELLA  
VERSIONE IN TESSUTO CHE NELLA VERSIONE IN PELLE

**CATEGORIES** SOFAS/SECTIONAL SOFAS/ OTTOMANS - ARMCHAIRS/OTTOMANS  
- BEDS **PRODUCT** BED **RIGID BASE** IN PLYWOOD WITH POLYURETHANE FOAM  
PADDING, COVERED WITH A PROTECTIVE LAMINATED FABRIC **BASE WITH STORAGE**  
THAT OPENS, METAL PLATFORM WITH WOOD SLATS. **BEDFRAME** IN PLYWOOD WITH  
POLYURETHANE FOAM PADDING, COVERED WITH A PROTECTIVE LAMINATED FABRIC  
**BASE WITH METAL PLATFORM** WITH WOOD SLATS, ADJUSTABLE TO FOUR HEIGHT  
POSITIONS: 1ST 4.5 CM, 2ND 7.3 CM, 3RD 9.5 CM, 4TH 12.3 CM; DOUBLE-CHECK THERE  
IS SUFFICIENT SPACE TO SUPPORT THE PLATFORM INSIDE THE BED **BEDFRAME** IN  
PLYWOOD WITH POLYURETHANE FOAM PADDING, COVERED WITH A PROTECTIVE  
LAMINATED FABRIC **HEADBOARD** IN SOLID WOOD WITH POLYURETHANE FOAM  
PADDING, COVERED WITH A PROTECTIVE LAMINATED FABRIC **FEET** MADE OF  
GLOSSY TRANSPARENT METHACRYLATE **UPHOLSTERY** IS REMOVABLE IN BOTH THE  
FABRIC AND LEATHER VERSIONS

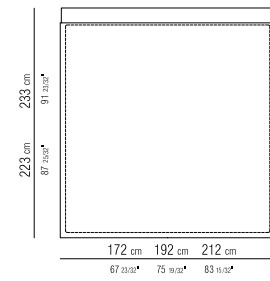
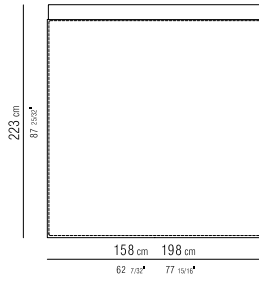
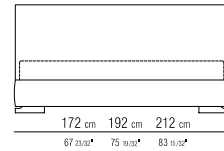
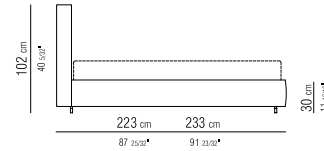
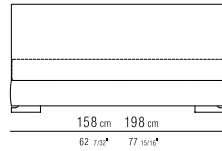
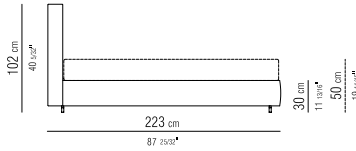
11UL1 / 11UL2 / 11UL3 / 11UL5

11UM1 / 11UM2 / 11UM3 / 11UM5  
11UN1 / 11UN2 / 11UN3 / 11UN5



11UM6 / 11UM8  
11UN6 / 11UN8

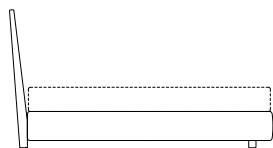
11USA / 11USC / 11USE  
11UTA / 11UTC / 11UTE





# Margaret

Design Center 2012



**BEDS**

Un letto ad alta vocazione decorativa, contraddistinto da un'importante testata che vede un'interessante combinazione materica tra l'austerità del legno – noce canaletto e frassino proposti in una varietà di tinte - e il calore del cuoio, segnato da cuciture verticali che manifestano chiaramente la straordinaria attitudine dell'azienda ad eseguire lavorazioni sartoriali complesse.

Alla rigorosa testata in legno e cuoio si accompagna il giroletto generosamente imbottito e con rivestimento sfoderabile, sia nella versione in tessuto che in pelle.

Il letto Margaret è proposto in diverse misure ed è disponibile nelle varianti con base costituita dal solo giroletto, base rigida, base con pianale a doghe regolabile in altezza e base con contenitore, utile per riporre cuscini, coperte e biancheria.

*A bed designed to make a decor statement, its headboard displays a formal elegance conveyed through the cool austerity of the wood – Canaletto walnut or ash in a variety of shades – and the warmth of cowhide, enhanced by vertical stitching that clearly reveals the company's extraordinary aptitude for complex couture craftsmanship.*

*The formal elegance of the wood and cowhide headboard is complemented by the bed's generously-padded perimeter frame. Whether fabric or leather, the upholstery is completely removable.*

*The Margaret bed comes in several sizes and is available in versions with base composed of a single perimeter frame, rigid base, platform base with height-adjustable slats and base with storage compartment, handy for storing pillows, blankets and bed linens.*

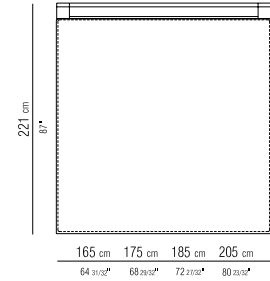
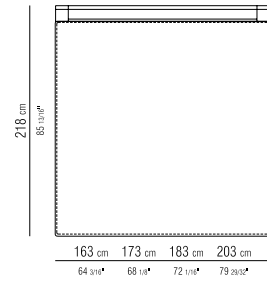
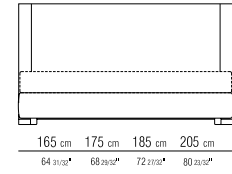
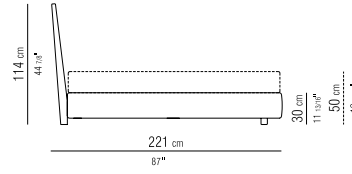
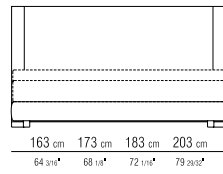
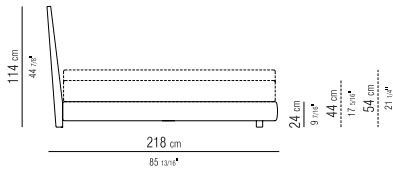


**TIPOLOGIE LETTI PRODOTTO LETTO BASE RIGIDA** IN LEGNO MULTISTRATO CON IMBOTTITURA IN POLIURETANO ESPANSO RIVESTITA IN TESSUTO PROTETTIVO ACCOPPIATO **BASE CONTENITORE** APRIBILE CON PIANALE IN METALLO CON DOGHE IN LEGNO **GIROLETTO** IN LEGNO MULTISTRATO CON IMBOTTITURA IN POLIURETANO ESPANSO RIVESTITA IN TESSUTO PROTETTIVO ACCOPPIATO **BASE CON PIANALE IN METALLO** CON DOGHE IN LEGNO, REGOLABILE IN QUATTRO DIVERSE POSIZIONI DI ALTEZZA DELLA RETE: 1° 4,5 CM, 2° 7,3 CM, 3° 9,5 CM, 4° 12,3 CM, VERIFICARE LA MISURA UTILE D'APPOGGIO DELLA RETE ALL'INTERNO DEL LETTO COME DA DISEGNO **GIROLETTO** IN LEGNO MULTISTRATO CON IMBOTTITURA IN POLIURETANO ESPANSO RIVESTITA IN TESSUTO PROTETTIVO ACCOPPIATO **TESTATA** IN LEGNO MULTISTRATO E LEGNO MASSELLO DI NOCE CANALETTO NELLE FINITURE NATURALE, TINTO EXTRA, TINTO CAFFÈ; O DI FRASSINO NELLE FINITURE NATURALE, TINTO NOCE, TINTO CILIEGIO, TINTO TEAK, TINTO COLORE CAFFÈ, TINTO WENGÉ, TINTO EBANO, TINTO MARRONE; RIVESTITA IN CUIO IN COLORI BIANCO 5007, GRIGIO 5003, TESTA DI MORO 5004, TESTA DI MORO SCURO 5013, NERO 5005, OLIVA 5006, ROSSO BULGARO 5008, SABBIA 5001, TABACCO 5015, SCAMOSCIATO MORO 6004, SCAMOSCIATO NERO 6005, SCAMOSCIATO OLIVA 6003, SCAMOSCIATO SABBIA 6001 **PIEDI** IN MATERIALE PLASTICO DI COLORE NERO **RIVESTIMENTO** SFODERABILE SIA NELLA VERSIONE IN TESSUTO CHE NELLA VERSIONE IN PELLE

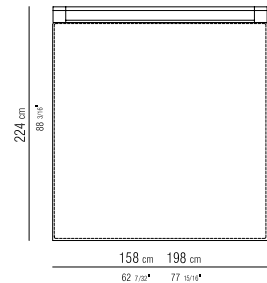
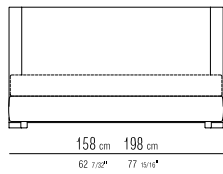
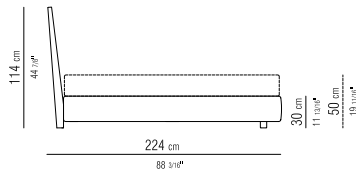
**CATEGORIES BEDS PRODUCT BED RIGID BASE** IN PLYWOOD WITH POLYURETHANE FOAM PADDING, COVERED WITH A PROTECTIVE LAMINATED FABRIC **BASE WITH STORAGE** THAT OPENS, METAL PLATFORM WITH WOOD SLATS **BEDFRAME** IN PLYWOOD WITH POLYURETHANE FOAM PADDING, COVERED WITH A PROTECTIVE LAMINATED FABRIC **BASE WITH METAL PLATFORM** WITH WOOD SLATS, ADJUSTABLE TO FOUR HEIGHT POSITIONS: 1ST 4.5 CM, 2ND 7.3 CM, 3RD 9.5 CM, 4TH 12.3 CM; DOUBLE-CHECK THERE IS SUFFICIENT SPACE TO SUPPORT THE PLATFORM INSIDE THE BED, AS SHOWN IN THE FIGURE **BEDFRAME** IN PLYWOOD WITH POLYURETHANE FOAM PADDING, COVERED WITH A PROTECTIVE LAMINATED FABRIC **HEADBOARD** IN PLYWOOD AND SOLID CANALETTO WALNUT WITH NATURAL FINISH OR STAINED CANALETTO WALNUT EXTRA OR COFFEE; OR, IN ASH WITH NATURAL FINISH OR STAINED WALNUT, CHERRY, TEAK, COFFEE, WENGE, EBONY OR BROWN; UPHOLSTERED IN COWHIDE IN THE FOLLOWING COLORS: WHITE 5007, GREY 5003, DARK BROWN 5004, EXTRA DARK BROWN 5013, BLACK 5005, OLIVE 5006, BULGARIAN RED 5008, SAND 5001 OR TOBACCO 5015 **FEET** IN BLACK PLASTIC **UPHOLSTERY** IS REMOVABLE IN BOTH THE FABRIC AND LEATHER VERSIONS

14ML1 / 14ML2 / 14ML3 / 14ML5

14MM1 / 14MM2 / 14MM3 / 14MM5  
 14MN1 / 14MN2 / 14MN3 / 14MN5  
 14MS1 / 14MS2 / 14MS3 / 14MS5




14MM6 / 14MM8  
 14MN6 / 14MN8  
 14MS6 / 14MS8



# Newbridge

Carlo Colombo 2017



**BEDS**

Il letto Newbridge è caratterizzato da un'essenziale testata in metallo dall'originale sezione a C, rivestita in cuoio e dotata di pratici ripiani o cassetti in noce canaletto o frassino, disponibili in una pluralità di finiture. Alla rigorosa testata attrezzata si contrappongono il giroletto ed i cuscini generosamente imbottiti. I cuscini della testata sono reclinabili e consentono di assumere una comoda posizione semieretta per leggere o guardare la TV.

Il letto Newbridge è proposto in diverse misure ed è disponibile nelle varianti con base costituita dal solo giroletto, base rigida, base con pianale a doghe regolabile in altezza e base con contenitore, utile per riporre cuscini, coperte e biancheria.

*The Newbridge bed features a linear cowhide-clad, uniquely C-shaped metal headboard equipped with handy shelves or drawers in Canaletto walnut or ash, available in a number of finishes.*

*The generously padded perimeter bed frame and headboard cushions offer elegant contrast to the austerity of the headboard-cum-night stand. The headboard cushions can be reclined to a comfortable partially-upright position for reading or watching TV.*

*The Newbridge bed comes in several sizes and is available in versions with base composed of a single perimeter frame, rigid base, platform base with height-adjustable slats and base with storage compartment, handy for storing pillows, blankets and bed linens.*








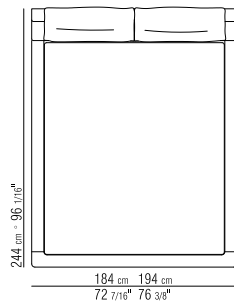
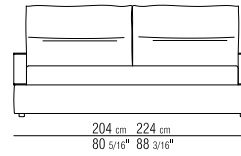
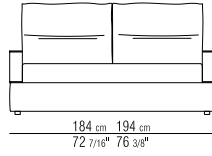
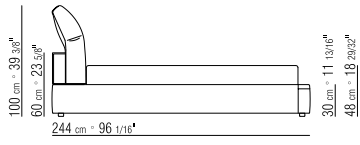
*The generously padded bedframe and cushions play a lovely contrast to the austerity of the cowhide clad headboard.*

**TIPOLOGIE** DIVANI/DIVANI COMPONIBILI/POUF - LETTI **PRODOTTO** LETTO **BASE CONTENITORE** APRIBILE CON PIANALE IN METALLO CON DOGHE IN LEGNO **BASE CON PIANALE IN METALLO** CON DOGHE IN LEGNO, REGOLABILE IN QUATTRO DIVERSE POSIZIONI DI ALTEZZA DELLA RETE: 1° 4,5 CM, 2° 7,3 CM, 3° 9,5 CM, 4° 12,3 CM, VERIFICARE LA MISURA UTILE D'APPOGGIO DELLA RETE ALL'INTERNO DEL LETTO **GIROLETTO** IN LEGNO MULTISTRATO CON IMBOTTITURA IN POLIURETANO ESPANSO RIVESTITA IN TESSUTO PROTETTIVO ACCOPPIATO **STRUTTURA PIANALE IN LEGNO** CON IMBOTTITURA IN POLIURETANO RIVESTITO IN TESSUTO PROTETTIVO ACCOPPIATO **SCHIENALE** IN POLIURETANO, DACRON ED INSERTO IN METALLO CON MECCANISMO PER REGOLARE L'INCLINAZIONE **TESTATA IN METALLO** RIVESTITA ESTERNAMENTE IN CUIO IN I COLORI BIANCO 5007, GRIGIO 5003, TESTA DI MORO 5004, TESTA DI MORO SCURO 5013, NERO 5005, OLIVA 5006, ROSSO BULGARO 5008, SABBIA 5001, TABACCO 5015, INTERNAMENTE VERNICIATA CON POLVERI EPOSSIDICHE NEI COLORI BIANCO 100, BEIGE PERLATO 130, BIANCO CREMA 150, BIANCO OPACO 160, PANNA 205, ROSSO VINO 405, VERDE KAKI 705, GRIGIO OMBRA 720, GRIGIO TOPO PERLATO 740, MARRONE GRIGIO 805, NERO 900, BRONZO 820, BRUNITO **CASSETTO E RIPIANO** IN LEGNO IMPIALLACCIATO DI NOCE CANALETTO NELLE FINITURE NATURALE, TINTO EXTRA, TINTO CAFFÈ O DI FRASSINO NELLE FINITURE NATURALE, TINTO NOCE, TINTO CILIEGIO, TINTO TEAK, TINTO COLORE CAFFÈ, TINTO WENGÉ, TINTO EBANO, TINTO MARRONE. SCELTA OBBLIGATORIA TRA RIPIANO IN LEGNO O CASSETTO **RIVESTIMENTO** SFODERABILE SIA NELLA VERSIONE IN TESSUTO CHE NELLA VERSIONE IN PELLE

**CATEGORIES** SOFAS/SECTIONAL SOFAS/OTTOMANS - BEDS **PRODUCT** BED **BASE WITH STORAGE** THAT OPENS, METAL PLATFORM WITH WOOD SLATS **BASE WITH METAL PLATFORM** WITH WOOD SLATS, ADJUSTABLE TO FOUR HEIGHT POSITIONS: 1ST 4.5 CM, 2ND 7.3 CM, 3RD 9.5 CM, 4TH 12.3 CM; DOUBLE-CHECK THERE IS SUFFICIENT SPACE TO SUPPORT THE PLATFORM INSIDE THE BED **BEDFRAME** IN PLYWOOD WITH POLYURETHANE FOAM PADDING, COVERED WITH A PROTECTIVE LAMINATED FABRIC **PLATFORM STRUCTURE IN WOOD** WITH POLYURETHANE PADDING, COVERED WITH A PROTECTIVE LAMINATED FABRIC **HEADBOARD CUSHIONS** IN POLYURETHANE AND DACRON WITH METAL INSERT, WITH MECHANISM TO ADJUST RECLINE ANGLE **HEADBOARD IN METAL** WITH EXTERIOR UPHOLSTERED IN COWHIDE IN THE FOLLOWING COLORS: WHITE 5007, GREY 5003, DARK BROWN 5004, EXTRA DARK BROWN 5013, BLACK 5005, OLIVE 5006, BULGARIAN RED 5008, SAND 5001 OR TOBACCO 5015; AND INTERIOR EPOXY-POWDER-COATED IN THE FOLLOWING COLORS: WHITE 100, PEARL BEIGE 130, CREAM-WHITE 150, MATTE WHITE 160, CREAM 205, WINE RED 405, KHAKI GREEN 705, UMBRA GREY 720, PEARL MOUSE GREY 740, GREY BROWN 805, BLACK 900, OR BURNISHED **DRAWER AND SHELF** IN CANALETTO WALNUT VENEER WITH NATURAL FINISH, OR STAINED CANALETTO WALNUT EXTRA OR COFFEE; OR, IN ASH WITH NATURAL FINISH OR STAINED WALNUT, CHERRY, TEAK, COFFEE, WENGE, EBONY OR BROWN. MUST CHOOSE BETWEEN WOOD SHELF OR DRAWER **UPHOLSTERY** IS REMOVABLE IN BOTH THE FABRIC AND LEATHER VERSIONS


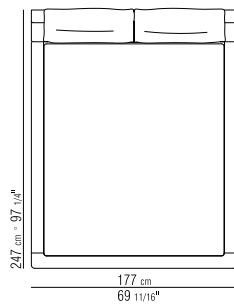
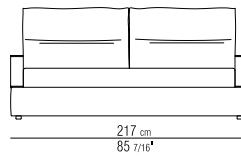
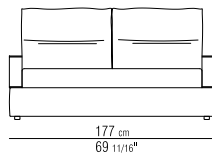

243M1 / 243M2  
243N1 / 243N2  
243S1 / 243S2

243M3 / 243M5  
243N3 / 243N5  
243S3 / 243S5



243M6 / 243N6 / 243S6

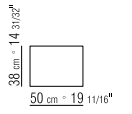
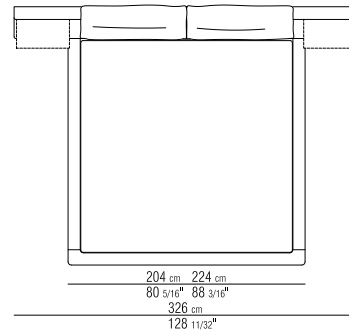
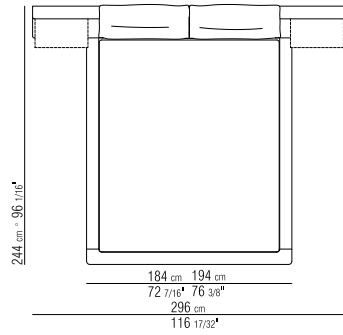
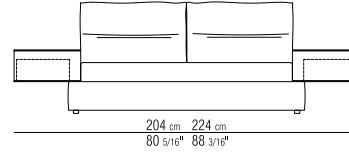
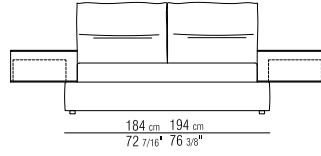

243M8 / 243N8 / 243S8



243Q1 / 243Q2  
243R1 / 243R2  
243T1 / 243T2

243Q3 / 243Q5  
243R3 / 243R5  
243T3 / 243T5

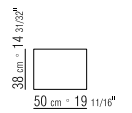
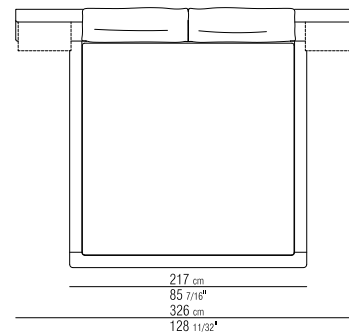
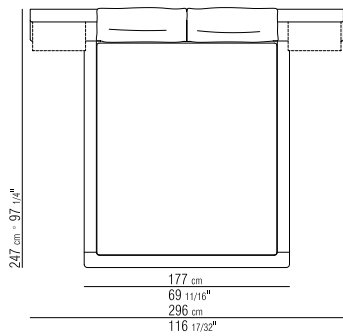
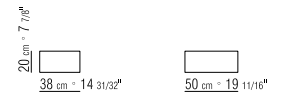
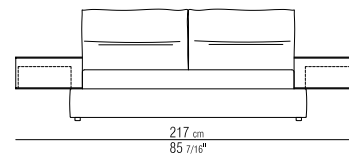
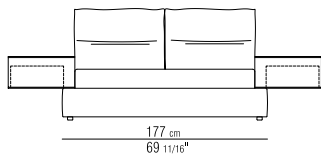

24370



243Q6 / 243R6 / 243T6

243Q8 / 243R8 / 243T8

24372





# Newbridge Soft

Carlo Colombo 2019

80



## BEDS

Espressamente progettato per favorire un'elevata qualità del riposo notturno, il letto Newbridge Soft presenta proporzioni studiate, imbottiture generose e sofisticati dettagli di confezione.

La silhouette della testata è contraddistinta da un ricercato profilo mentre la parte posteriore è caratterizzata da un'elegante barra in metallo che trattiene il rivestimento.

Il letto Newbridge Soft è proposto in diverse misure ed è disponibile nelle varianti con base costituita dal solo giroletto, base rigida, base con pianale a doghe regolabile in altezza e anche base con contenitore, utile per riporre cuscini, coperte e biancheria.

Il rivestimento del letto Newbridge Soft è completamente sfoderabile.

*Designed and crafted to promote a superior sleep experience, the Newbridge Soft bed has carefully-engineered proportions, generous padding and refined tailoring details.*

*The silhouette of the headboard is highlighted by elegant piping, while the back features a refined metal bar that supports the upholstery.*

*The Newbridge Soft bed comes in several sizes and is available in versions with base composed of a single perimeter frame, rigid base, platform base with height-adjustable slats and base with storage compartment, handy for storing pillows, blankets and bed linens.*

*Upholstery of the Newbridge Soft bed is completely removable.*





**TIPOLOGIE LETTI PRODOTTO LETTO BASE RIGIDA** IN LEGNO MULTISTRATO CON IMBOTTITURA IN POLIURETANO ESPANSO RIVESTITA IN TESSUTO PROTETTIVO ACCOPPIATO **BASE CONTENITORE APRIBILE** CON PIANALE IN METALLO CON DOGHE IN LEGNO. **GIROLETTO** IN LEGNO MULTISTRATO CON IMBOTTITURA IN POLIURETANO ESPANSO RIVESTITA IN TESSUTO PROTETTIVO ACCOPPIATO **BASE CON PIANALE** IN METALLO CON DOGHE IN LEGNO, REGOLABILE IN QUATTRO DIVERSE POSIZIONI DI ALTEZZA DELLA RETE: 1° 4,5 CM, 2° 7,3 CM, 3° 9,5 CM, 4° 12,3 CM, VERIFICARE LA MISURA UTILE D'APPOGGIO DELLA RETE ALL'INTERNO DEL LETTO **GIROLETTO** IN LEGNO MULTISTRATO CON IMBOTTITURA IN POLIURETANO ESPANSO RIVESTITA IN TESSUTO PROTETTIVO ACCOPPIATO **TESTATA** IN METALLO CON IMBOTTITURA IN POLIURETANO STAMPATO E FIBRA DI POLIESTERE RIVESTITA IN TESSUTO PROTETTIVO ACCOPPIATO **RIVESTIMENTO** SFODERABILE SIA NELLA VERSIONE IN TESSUTO CHE NELLA VERSIONE IN PELLE.

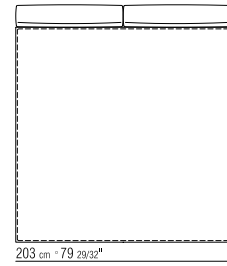


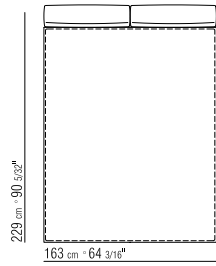
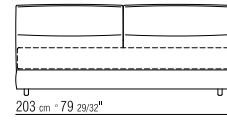
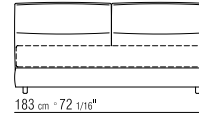
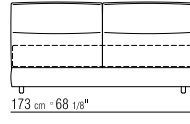
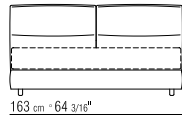
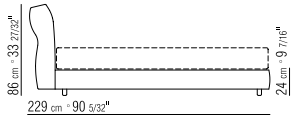
**CATEGORIES BEDS PRODUCT BED RIGID BASE** IN PLYWOOD WITH POLYURETHANE FOAM PADDING, COVERED WITH A PROTECTIVE LAMINATED FABRIC **STORAGE BASE THAT OPENS**, METAL PLATFORM WITH WOOD SLATS. **BEDFRAME** IN PLYWOOD WITH POLYURETHANE FOAM PADDING, COVERED WITH A PROTECTIVE LAMINATED FABRIC **BASE WITH METAL PLATFORM** AND WOOD SLATS, ADJUSTABLE TO FOUR HEIGHT POSITIONS: 1ST 4.5 CM, 2ND 7.3 CM, 3RD 9.5 CM, 4TH 12.3 CM; DOUBLE-CHECK THERE IS SUFFICIENT SPACE TO SUPPORT THE PLATFORM INSIDE THE BED **BEDFRAME** IN PLYWOOD WITH POLYURETHANE FOAM PADDING, COVERED WITH A PROTECTIVE LAMINATED FABRIC **HEADBOARD** IN METAL WITH MOLDED POLYURETHANE AND POLYESTER FIBER PADDING, COVERED WITH A PROTECTIVE LAMINATED FABRIC **UPHOLSTERY** IS REMOVABLE IN BOTH THE FABRIC AND LEATHER VERSIONS.

258L1

258L2

258L3

258L5

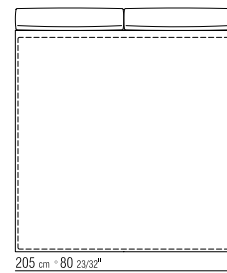


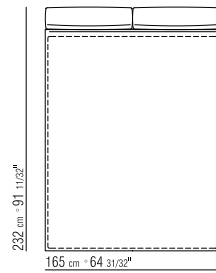
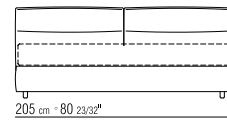
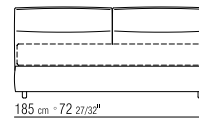
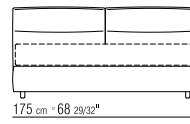
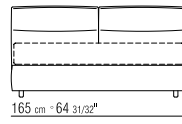
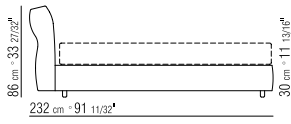


258M1/258N1

258M2/258N2

258M3/258N3


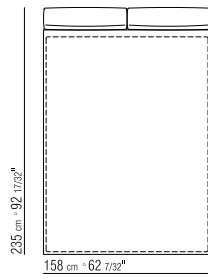
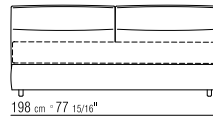
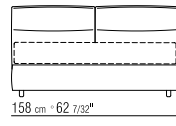
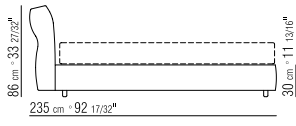
258M5/258N5

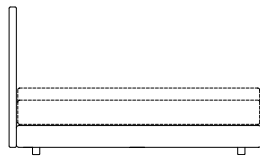




258M6/258N6

258M8/258N8





**BEDS**

Il letto Oltre è caratterizzato da una grande versatilità. Presenta una testata in legno generosamente imbottita ma dallo spessore contenuto, che garantisce comunque un elevato livello di confort.

Il letto Oltre è proposto in diverse misure ed è disponibile nelle varianti con base costituita dal solo giroletto, base rigida, base con pianale a doghe regolabile in altezza e base con contenitore, utile per riporre cuscini, coperte e biancheria.

L'estetica rassicurante del letto Oltre denota la sua naturale propensione ad inserirsi armoniosamente in qualsiasi ambiente, vestendo con eguale disinvoltura tutti i tessuti e le pelli della collezione Flexform.

*Versatility is the defining feature of the Oltre bed. Its generously padded wood headboard is just the right thickness to ensure optimal comfort.*

*The Oltre bed comes in several sizes and is available in versions with base composed of a single perimeter frame, rigid base, platform base with height-adjustable slats and base with storage compartment, handy for storing pillows, blankets and bed linens.*

*The reassuring vibe of the Oltre bed expresses its natural inclination for looking effortlessly at-home in any setting, confidently upholstered in any of the fabrics or leathers from the Flexform collection.*









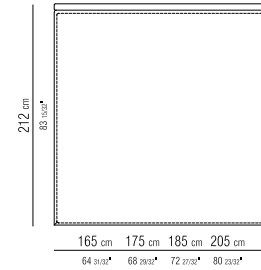
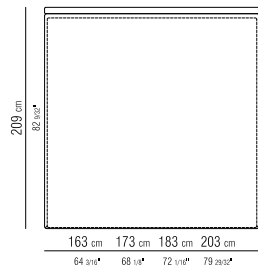
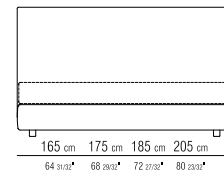
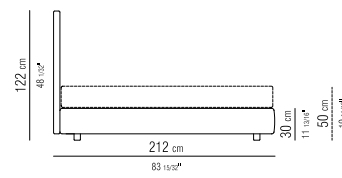
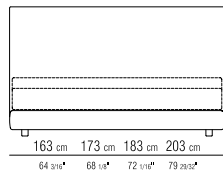
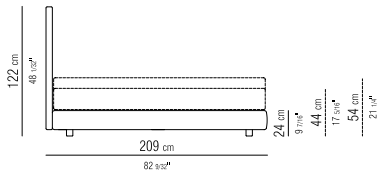


**TIPOLOGIE LETTI PRODOTTO** LETTO **BASE RIGIDA** IN LEGNO MULTISTRATO CON IMBOTTITURA IN POLIURETANO ESPANSO RIVESTITA IN TESSUTO PROTETTIVO ACCOPPIATO **BASE CONTENITORE** APRIBILE CON PIANALE IN METALLO CON DOGHE IN LEGNO **GIROLETTO** IN LEGNO MULTISTRATO CON IMBOTTITURA IN POLIURETANO ESPANSO RIVESTITA IN TESSUTO PROTETTIVO ACCOPPIATO **TESTATA** IN LEGNO MULTISTRATO CON IMBOTTITURA IN POLIURETANO ESPANSO RIVESTITA IN TESSUTO PROTETTIVO ACCOPPIATO **PIEDI** IN MATERIALE PLASTICO DI COLORE NERO **RIVESTIMENTO** SFODERABILE SIA NELLA VERSIONE IN TESSUTO CHE NELLA VERSIONE IN PELLE

**CATEGORIES BEDS PRODUCT** **BED RIGID BASE** IN PLYWOOD WITH POLYURETHANE FOAM PADDING, COVERED WITH A PROTECTIVE LAMINATED FABRIC **BASE WITH STORAGE** THAT OPENS, METAL PLATFORM WITH WOOD SLATS. **BEDFRAME** IN PLYWOOD WITH POLYURETHANE FOAM PADDING, COVERED WITH A PROTECTIVE LAMINATED FABRIC **BEDFRAME** IN PLYWOOD WITH POLYURETHANE FOAM PADDING, COVERED WITH A PROTECTIVE LAMINATED FABRIC **HEADBOARD** IN PLYWOOD WITH POLYURETHANE FOAM PADDING, COVERED WITH A PROTECTIVE LAMINATED FABRIC **FEET** IN BLACK PLASTIC **UPHOLSTERY** IS REMOVABLE IN BOTH THE FABRIC AND LEATHER VERSIONS

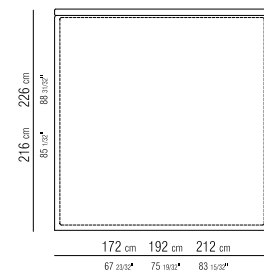
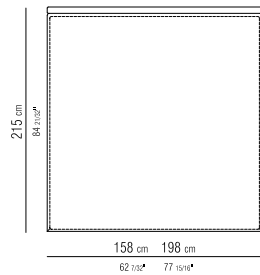
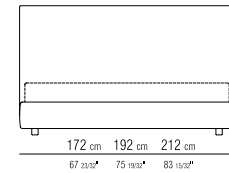
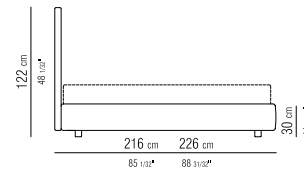
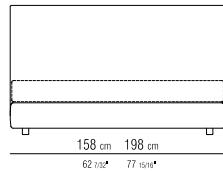
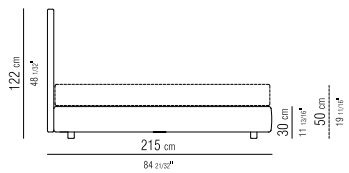
14FL1 / 14FL2 / 14FL3 / 14FL5

14FM1 / 14FM2 / 14FM3 / 14FM5  
14FN1 / 14FN2 / 14FN3 / 14FN5



14FM6 / 14FM8  
14FN6 / 14FN8

14FSA / 14FSC / 14FSE  
14FTA / 14FTC / 14FTE



# Divani letto

Sofa beds

EDEN	94
GARY	104
TWINS	108
WINNY	112



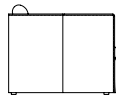




# Eden

Antonio Citterio 2010 | 2016

94



## SOFA BEDS

Eden è un elegante divano letto disponibile nelle versioni letto singolo e matrimoniale. È caratterizzato da linee essenziali e da una confezione sofisticata, esaltata dall'utilizzo di un materiale prezioso ed affascinante come il cuoio, capace come nessun altro di trasmettere a qualsiasi oggetto un valore intrinseco tangibile, al di là del tempo e delle mode effimere.

Schienale e braccioli sono in legno interamente rivestiti in cuoio e sorreggono importanti cuscini a rullo con imbottitura in poliuretano e dacron e morbidi cuscini in piuma d'oca.

Il rivestimento della base è costituito da un'elegante housse in tessuto facile da rimuovere, contraddistinta da ricercati sfondi piega agli angoli.

*Eden is an elegant sofa bed available in single, queen and two single-bed versions.*

*It features clean lines and masterful craftsmanship, enhanced by the use of a handsomely luxurious material like cowhide, singularly able to imbue any object with tangible added value, impervious to the effects of time and fleeting fashions.*

*The seat back and armrests are made of wood clad entirely in cowhide and substantial bolsters padded with polyurethane and Dacron and soft goose-down-filled cushions.*

*The base is upholstered with a tasteful slipcover in an easy-to-remove soft lightweight fabric. Kick pleats at the corners lend an added layer of sophistication.*











*A sofa bed featuring clean lines  
and masterful craftsmanship resulting  
from the use of a handsome  
material like saddle hide.*





100

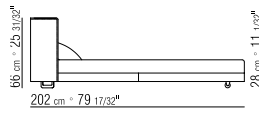
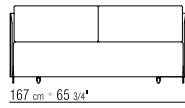
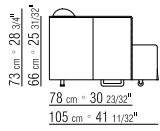




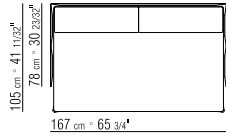
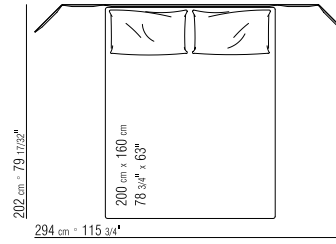
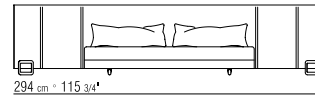
**TIPOLOGIE** CHAISERLONGUE/DORMEUSE - DIVANI LETTO - LETTI **PRODOTTO** DIVANO LETTO **STRUTTURA** IN LEGNO MULTISTRATO E METALLO RIVESTITA IN CUIOIO NEI COLORI BIANCO 5007, GRIGIO 5003, TESTA DI MORO 5004, TESTA DI MORO SCURO 5013, NERO 5005, OLIVA 5006, ROSSO BULGARO 5008, SABBIA 5001, TABACCO 5015 **PIEDE** IN METALLO NELLE FINITURE SATINATO, CROMATO, CROMO NERO, BRUNITO, CHAMPAGNE. PER I COD. 15F02 - 15F04 VERSIONE CON PANNELLI LATERALI ORIENTABILI **CUSCINO SCHIENALE** IN POLIURETANO ESPANSO E DACRON **CUSCINO SEDUTA** MATERASSO IN POLIURETANO ESPANSO RIVESTITO IN TESSUTO PROTETTIVO **CUSCINI OPTIONAL** IN PIUMA D'OCA STERILIZZATA (CERTIFICATA ASSOPIUMA, ETICHETTA ORO), CON INSERTO GUANCIALE O PIUMINO. I CUSCINI OPTIONAL SONO A RICHIESTA CON SUPPLEMENTO DI PREZZO **PIANALE** IN METALLO CON DOGHE IN LEGNO **DIVANO LETTO 214** SECONDO LETTO ESTRAIBILE CON SOLLEVAMENTO MEDIANTE MECCANISMO BREVETTATO, PIANALE IN METALLO CON DOGHE IN LEGNO, STRUTTURA IN METALLO LACCATO GRIGIO **RIVESTIMENTO** SFODERABILE SIA NELLA VERSIONE IN TESSUTO CHE NELLA VERSIONE IN PELLE **DIVANO LETTO 167** MATERASSO CM 160X200 **DIVANO LETTO 187** MATERASSO CM 180X200 **DIVANO LETTO 214** MATERASSO SUPERIORE CM 86X208 MATERASSO INFERIORE CM 82X202

**CATEGORIES** CHAISE LONGUE/DORMEUSE - SOFA BEDS - BEDS **PRODUCT** SOFA BED **STRUCTURE** IN PLYWOOD AND METAL CLAD IN COWHIDE IN THE FOLLOWING COLORS: WHITE 5007, GREY 5003, DARK BROWN 5004, EXTRA DARK BROWN 5013, BLACK 5005, OLIVE 5006, BULGARIAN RED 5008, SAND 5001, TOBACCO 5015 **METAL FEET** WITH SATIN, CHROME, BURNISHED, BLACK CHROME OR CHAMPAGNE FINISH. FOR COD. 15F02 -15F04 VERSION WITH ADJUSTABLE SIDE PANELS **BACKREST CUSHION** IN POLYURETHANE FOAM AND DACRON **SEAT CUSHION MATTRESS** IN POLYURETHANE FOAM COVERED IN A LAMINATED FABRIC **OPTIONAL THROW PILLOWS** IN STERILIZED GOOSE DOWN (ASSOPIUMA CERTIFIED, GOLD LABEL), AVAILABLE IN SQUARE VERSION WITH GOOSE DOWN PADDING OR RECTANGULAR VERSION WITH BED PILLOW. OPTIONAL THROW PILLOWS ARE UPON REQUEST, WITH UPCHARGE **PLATFORM** IN METAL WITH WOOD SLATS **SOFA BED 214** A SECOND BED LIFTS OUT WITH A PATENTED MECHANISM; METAL PLATFORM WITH WOOD SLATS, METAL STRUCTURE WITH GREY LACQUER FINISH **UPHOLSTERY** IS REMOVABLE IN BOTH THE FABRIC AND LEATHER VERSIONS **SOFA BED 167** MATTRESS 160X200CM **SOFA BED 187** MATTRESS 180X200CM **SOFA BED 214** UPPER MATTRESS 86X208CM LOWER MATTRESS 82X202CM

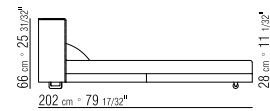
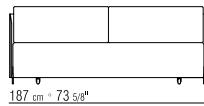
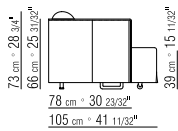
15F02



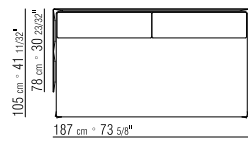
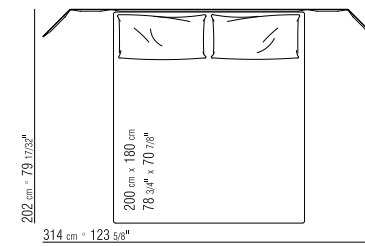
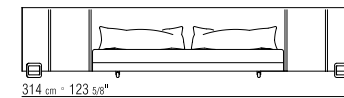
15F02 / LETTO APERTO



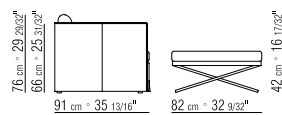
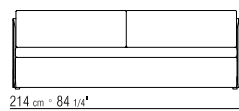
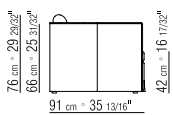
15F04



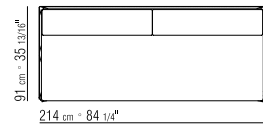
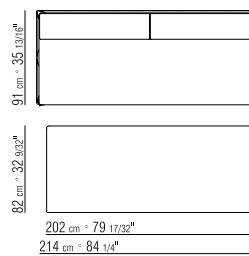
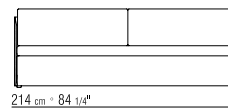
15F04 / LETTO APERTO



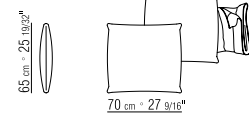
15F13



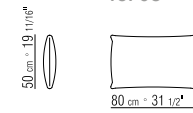
15F13 / LETTI APERTI



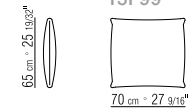
15F97



15F98



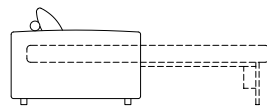
15F99



# Gary

Design Center 2006

104



## SOFA BEDS

Gary è un divano a letto matrimoniale che conserva tutta la dignità di un divano ben risolto nelle proporzioni ed elegante nella linea quando è chiuso per diventare confortevole come un letto vero e proprio, quando aperto.

La struttura è in legno con imbottitura in poliuretano espanso rivestito in tessuto protettivo accoppiato.

Il letto si estrae molto facilmente grazie ad un movimento meccanico brevettato.

*Gary is a queen bed that maintains all the virtues of a sofa, displaying well-balanced proportions and elegant lines when it's closed, yet as comfortable as a real bed when it's open.*

*The structure is made of wood coated with polyurethane foam and covered with a protective laminated fabric.*

*Thanks to a patented mechanism, the bed folds out easily.*



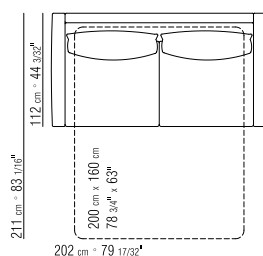
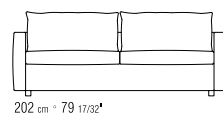
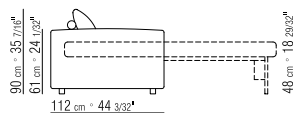




**TIPOLOGIE** DIVANI LETTO **PRODOTTO** DIVANO LETTO **STRUTTURA** IN LEGNO MULTISTRATO CON IMBOTTITURA IN POLIURETANO ESPANSO RIVESTITA IN TESSUTO PROTETTIVO ACCOPPIATO **LETTO ESTRAIBILE** CON MOVIMENTO MECCANICO BREVETTATO **CUSCINI SCHIENALE** IN PIUMA D'OCA STERILIZZATA (CERTIFICATA ASSOPIUMA, ETICHETTA ORO) CON RULLO IN POLIURETANO ESPANSO **CUSCINI SEDUTA** IN POLIURETANO ESPANSO E DACRON **PIANALE** CON RETE METALLICA ELETTROSALDATA **RIVESTIMENTO** SFODERABILE IN TESSUTO NON SFODERABILE IN PELLE **MATERASSO** IN POLIURETANO CM 160X200

**CATEGORIES** SOFA BEDS **PRODUCT** SOFA BED **STRUCTURE** IN PLYWOOD WITH POLYURETHANE FOAM PADDING, COVERED WITH A PROTECTIVE LAMINATED FABRIC **FOLD OUT BED** WITH PATENTED MECHANISM **BACKREST CUSHIONS** IN STERILIZED GOOSE DOWN (ASSOPIUMA CERTIFIED, GOLD LABEL) WITH POLYURETHANE FOAM SUPPORT BOLSTER **SEAT CUSHIONS** IN POLYURETHANE FOAM AND DACRON **PLATFORM BASE**, ARC-WELDED METAL FRAME **UPHOLSTERY** REMOVABLE IN FABRIC, NOT REMOVABLE IN LEATHER **MATTRESS** IN POLYURETHANE 160X200CM

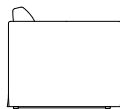
12W03



# Twins

Giulio Manzoni 2016

108



## SOFA BEDS

Twins è un divano letto con due letti singoli, contraddistinto da eleganza formale e proporzioni equilibrate, che si inserisce armoniosamente in qualsiasi ambiente.

È caratterizzato da un'essenziale struttura a pozzetto in metallo e legno, lo schienale è imbottito in poliuretano e rivestito in tessuto accoppiato. I morbidi cuscini imbottiti conferiscono al divano letto un aspetto particolarmente accogliente.

Il secondo letto viene estratto mediante sollevamento attuato con un meccanismo brevettato, attivabile con un semplice tocco del piede.

*Twins is a sofa bed that opens to two single beds. Its stylistic elegance and balanced proportions allow it to fit confidently in any setting.*

*Twins features a minimal metal and wood nest-like structure with the seat back padded in polyurethane and covered with a laminated fabric. Soft upholstered cushions lend the sofa bed an enviably welcoming appearance.*

*The second bed lifts out, thanks to a patented mechanism that is activated with a simple touch of the foot.*





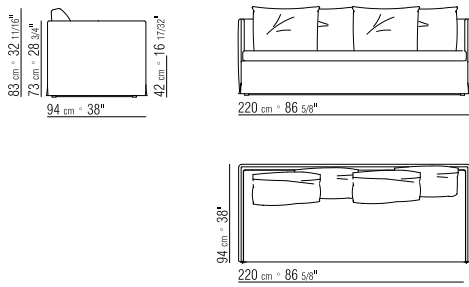
110



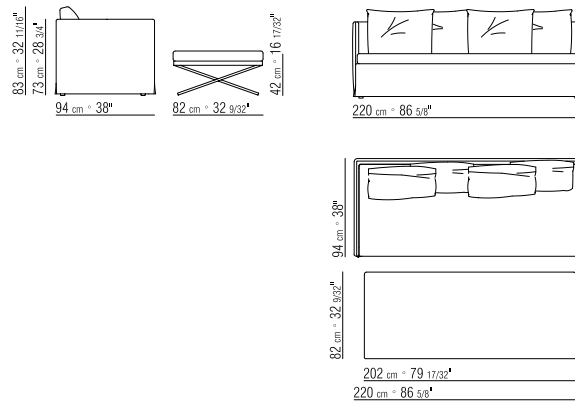
**TIPOLOGIE DIVANI LETTO** **PRODOTTO** DIVANO LETTO **STRUTTURA** IN METALLO E LEGNO MULTISTRATO **PIANALE** IN DOGHE DI LEGNO **SEDUTA** MATERASSO IN POLIURETANO ESPANSO E DACRON RIVESTITO IN TESSUTO PROTETTIVO ACCOPPIATO **SCHIENALE** IN LEGNO MULTISTRATO E POLIURETANO ESPANSO RIVESTITO IN TESSUTO PROTETTIVO ACCOPPIATO **CUSCINI SCHIENALE** IN PIUMA D'OCA STERILIZZATA (CERTIFICATA ASSOPIUMA, ETICHETTA ORO). I CUSCINI SCHIENALE SONO A RICHIESTA CON SUPPLEMENTO DI PREZZO **CUSCINI IN PIUMINO O GUANCIALI** A RICHIESTA CON SUPPLEMENTO DI PREZZO **SECONDO LETTO ESTRAIBILE** CON SOLLEVAMENTO MEDIANTE MECCANISMO BREVETTATO, PIANALE IN DOGHE DI LEGNO, STRUTTURA IN METALLO LACCATO GRIGIO **RIVESTIMENTO** SFODERABILE TESSUTO NON SFODERABILE IN PELLE **DIVANO LETTO** MATERASSO SUPERIORE CM 82X202 MATERASSO INFERIORE CM 82X202

**CATEGORIES** SOFA-BEDS **PRODUCT** SOFA-BED **STRUCTURE** IN METAL AND PLYWOOD **PLATFORM** WITH WOOD SLATS **SEAT CUSHION** MATTRESS IN POLYURETHANE FOAM COVERED IN A LAMINATED FABRIC **BACKREST** IN PLYWOOD AND POLYURETHANE FOAM PADDING, COVERED WITH A PROTECTIVE LAMINATED FABRIC **BACKREST CUSHIONS** IN STERILIZED GOOSE DOWN (ASSOPIUMA CERTIFIED, GOLD LABEL). OPTIONAL BACKREST CUSHIONS ARE UPON REQUEST, WITH UPCHARGE **CUSHIONS** IN GOOSE DOWN OR SLEEPING PILLOWS, ARE UPON REQUEST, WITH UPCHARGE **SECOND BED** LIFTS OUT WITH A PATENTED MECHANISM; **PLATFORM** WITH WOOD SLATS, METAL STRUCTURE WITH GREY LACQUER FINISH **UPHOLSTERY** REMOVABLE IN FABRIC NOT REMOVABLE IN LEATHER **SOFA BED** UPPER MATTRESS 82X202 CM LOWER MATTRESS 82X202 CM

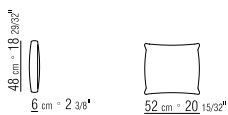
22703



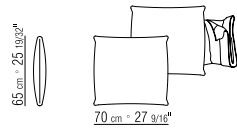
22703 / LETTI APERTI



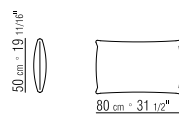
22796



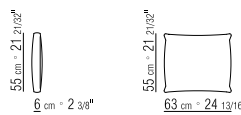
22797



22798



22799

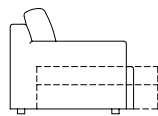


Twins  
Data Sheet

# Winny

Giudo Rosati 1999

112



## SOFA BEDS


Winny è un divano a letto che rivela uno spiccato carattere unito ad un'eccellente funzionalità. Molto spesso il divano letto viene collocato nello spazio living ed è principalmente destinato ad essere utilizzato come letto d'emergenza per eventuali ospiti, per questa ragione la sua eleganza formale risulta essere una condizione imprescindibile per mantenere il tono dell'ambiente.

Winny è disponibile nelle versioni letto singolo e matrimoniale.

*Winny is a sofa bed that could be the poster child for the concept where bold personality meets exemplary practicality. A sofa bed is often placed in the living room and used as an extra bed for guests, which is why Winny is specifically designed to maintain the same sophisticated level of style as the rest of the furnishings.*

*Winny comes in single and queen sizes.*



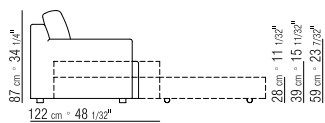




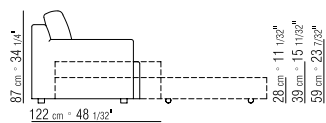
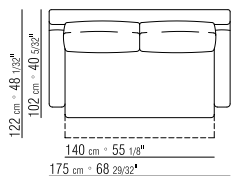
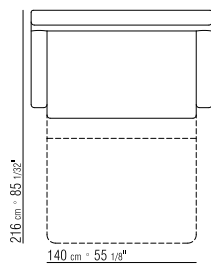
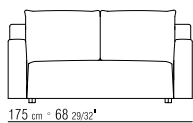
**TIPOLOGIE** DIVANI LETTO **PRODOTTO** DIVANO LETTO **STRUTTURA** IN METALLO CON IMBOTTITURA IN POLIURETANO ESPANSO RIVESTITO IN TESSUTO PROTETTIVO ACCOPPIATO **SEDUTA** ALLUNGABILE CON MOVIMENTO MECCANICO BREVETTATO **CUSCINI SCHIENALE** IN POLIURETANO ESPANSO E DACRON **VERSIONI WINNYQUATTRO E WINNYCINQUE** CON CUSCINI IN PIUMA D'OCA STERILIZZATA (CERTIFICATA ASSOPIUMA, ETICHETTA ORO) **PIANALE** CON DOGHE DI LEGNO **RIVESTIMENTO** SFODERABILE SIA NELLA VERSIONE IN TESSUTO CHE NELLA VERSIONE IN PELLE **DIVANO LETTO 175** MATERASSO CM 140X195 **DIVANO LETTO 195** MATERASSO CM 160X195 **DIVANO LETTO 215** MATERASSO CM 180X195 **DIVANO LETTO 230** MATERASSO CM 95X195 **BREVETTO** NR. 01298766

**CATEGORIES** SOFA BEDS **PRODUCT** SOFA BED **STRUCTURE** IN METAL WITH POLYURETHANE FOAM PADDING, COVERED WITH A PROTECTIVE LAMINATED FABRIC **SEAT** EXTENDABLE WITH PATENTED MECHANISM **BACKREST CUSHIONS** IN POLYURETHANE FOAM AND DACRON **WINNYQUATTRO AND WINNYCINQUE VERSIONS** WITH CUSHIONS IN STERILIZED GOOSE DOWN (ASSOPIUMA CERTIFIED, GOLD LABEL) **PLATFORM** WITH WOOD SLATS **UPHOLSTERY** IS REMOVABLE IN BOTH THE FABRIC AND LEATHER VERSIONS **SOFA BED 175** MATTRESS 140X195CM **SOFA BED 195** MATTRESS 160X195CM **SOFA BED 215** MATTRESS 180X195CM **SOFA BED 230** MATTRESS 95X195CM **PATENT** NO. 01298766

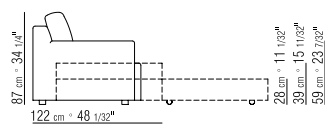
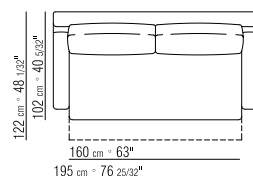
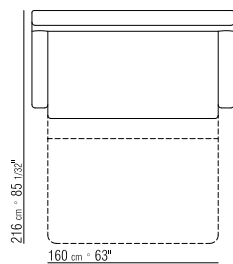
# Winy Data Sheet



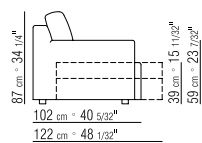
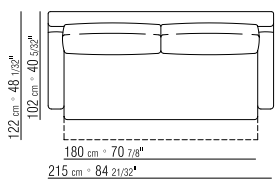
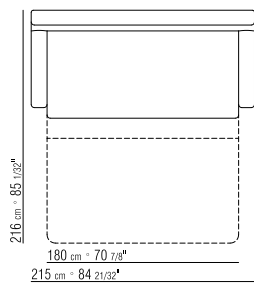
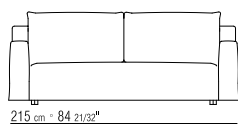
10412



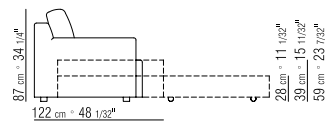
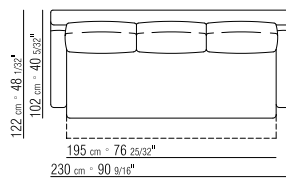
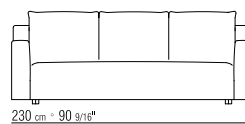
10413



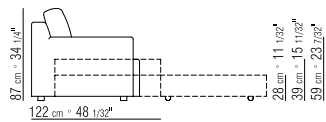
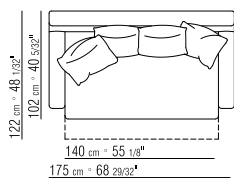
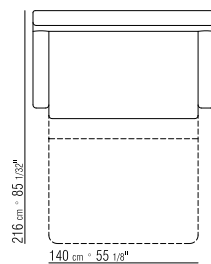
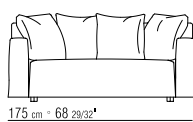
10414



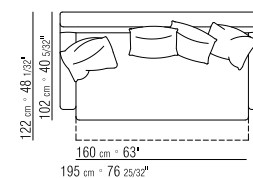
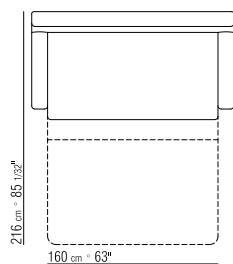
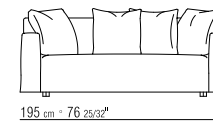
10415



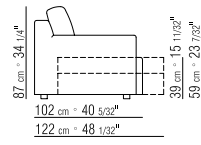
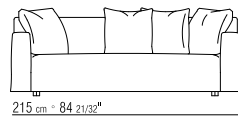
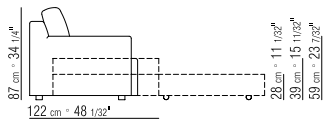
10422



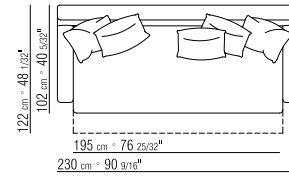
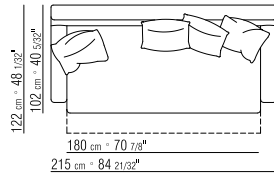
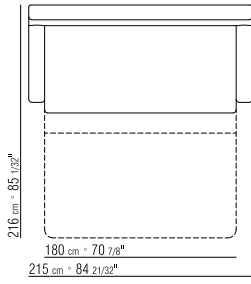
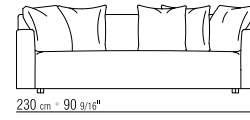
10423



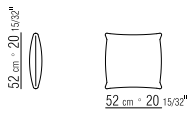
10424



10425



10499





# Credits

5  
THE NETHERLANDS,  
PRIVATE PENTHOUSE  
*PROJECT:*  
FRANKLY AMSTERDAM  
*PHOTO:*  
KASIA GATKOWSKA

16  
*COURTESY*  
PHOTOGRAPHY  
BIEKE CLAESSENS -  
STIJLVOL WONEN -  
@ SANOMA REGIONAL  
BELGIUM N.V.

22  
*PROJECT:*  
TERRAZA BALEAR  
DESIGN & FURNITURE

33  
*PROJECT:*  
TERRAZA BALEAR  
DESIGN & FURNITURE

39  
*PROJECT:*  
TETIANA LUKIANETS  
"TUTTI DESIGN"

43  
*PROJECT:*  
TURNBULL GRIFFIN  
HAESLOOP ARCHITECTS  
*PHOTO:* DAVID WAKELY

44  
*PROJECT:*  
BATES MASI ARCHITECT  
*PHOTO:*  
MICHAEL MORAN

50  
*PROJECT:*  
TERRAZA BALEAR  
DESIGN & FURNITURE

57  
*PROJECT:*  
0932 DESIGN  
CONSULTANTS  
*PHOTOGRAPHER:*  
TAI HENG

62  
*PROJECT:*  
FRANKLY AMSTERDAM  
*PHOTO:*  
KASIA GATKOWSKA

75  
*PROJECT:*  
FANULI FORNITURE

88  
*PROJECT:*  
G. NATKEVI IUS  
IR PARTNERIAI  
*PHOTO:*  
L. GARBA AUSKAS

93  
THE NETHERLANDS  
LEERSUM, PARC  
BROEKHUIZEN HOTEL  
*PROJECT:*  
JUDIT VAN MOURIK  
BY JUDITVANMOURIK  
*PHOTO:*  
MARC VAN PRAAG

95  
*PROJECT:*  
TS DESIGN  
*PHOTO:*  
SERGEY ANANIEV

105  
*PROJECT:*  
ANDREA CHICHARO  
ARQUITETURA  
*PHOTO:*  
ANDRE NAZARETH

113  
*PROJECT:*  
ARCH. ALBERTO PONTIROLI  
*PHOTO:*  
ADANIELE MENDINI



PRINTED IN ITALY  
JULY 2019

**FLEXFORM** S.P.A.  
VIA EINAUDI 23/25  
20821 MEDA (MB) ITALIA  
TEL. +39 0362 3991  
INFO@FLEXFORM.IT  
WWW.FLEXFORM.IT



Management  
System  
ISO 9001:2015



www.tuv.com  
ID 9108635793